SHIRE OF GINGIN

HISTORY | BEAUTY | PROSPERITY



MINUTES

Ordinary Council Meeting

17 November 2026

CONFIRMATION OF MINUTES

These Minutes have been CONFIRMED by Council as the official record for the Shire of Gingin's Ordinary Council Meeting held on 17 November 2026.

_____
Councillor L Balcombe
PRESIDING MEMBER

Date of Confirmation: _____

DISCLAIMER

Members of the public are advised that Council agendas, recommendations, minutes and resolutions are subject to confirmation by Council and therefore, prior to relying on them, one should refer to the subsequent meeting of Council with respect to their accuracy.

No responsibility whatsoever is implied or accepted by the Shire of Gingin for any act, omission or statement or intimation occurring during Council meetings or during formal/informal conversations with staff.

The Shire of Gingin disclaims any liability for any loss whatsoever and howsoever caused arising out of reliance by any person or legal entity on any such act, omission or statement or intimation occurring during Council meetings or discussions. Any person or legal entity who acts or fails to act in reliance upon any statement does so at that person's or legal entity's own risk.

Applicants and other interested parties should refrain from taking any action until such time as written advice is received confirming Council's decision with respect to any particular issue.

ACKNOWLEDGEMENT OF COUNTRY

The Shire of Gingin acknowledges the Yued people, the traditional owners of Yued Boodja. The Shire pays respect to Yued Elders past and present, and acknowledges emerging Yued leaders. We extend this respect to all Aboriginal people. The Shire recognises the living, dynamic culture of the Yued people and the unique contribution they make to the Gingin region on Yued Boodja.

TABLE OF CONTENTS

1 DECLARATION OF OPENING 5
2 RECORD OF ATTENDANCE, APOLOGIES AND LEAVE OF ABSENCE 5
2.1 ATTENDANCE 5
2.2 APOLOGIES 7
2.3 LEAVE OF ABSENCE 7
3 DISCLOSURES OF INTEREST 7
4 PUBLIC QUESTION TIME 8
4.1 RESPONSES TO PUBLIC QUESTIONS PREVIOUSLY TAKEN ON NOTICE 8
4.2 PUBLIC QUESTIONS 8
5 PETITIONS 10
6 APPLICATIONS FOR LEAVE OF ABSENCE 11
7 CONFIRMATION OF MINUTES 12
8 ANNOUNCEMENTS BY THE PRESIDING MEMBER 12
9 UNRESOLVED BUSINESS FROM PREVIOUS MEETINGS 13
10 QUESTIONS BY MEMBERS OF WHICH DUE NOTICE HAS BEEN GIVEN 13
11 REPORTS - OFFICE OF THE CEO 14
11.1 VACANT ELECTED MEMBER POSITION 14
11.2 COUNCIL MEMBER VACANCIES ON COUNCIL ADVISORY GROUPS AND EXTERNAL BODIES 17
12 REPORTS - CORPORATE SERVICES 29
12.1 MONTHLY FINANCIAL REPORT FOR THE PERIODS ENDING 30 SEPTEMBER AND 31 OCTOBER 2026 29
12.2 WRITE OFF FOREST PRODUCTS COMMISSION RATES 70
12.3 A2061 RATES WRITE OFF 73
12.4 LIST OF PAID ACCOUNTS OCTOBER 2026 75
13 REPORTS - REGULATORY AND DEVELOPMENT SERVICES 85
13.1 ROAD NAMING - LANCELIN SOUTH DEVELOPMENT STAGES 5 - 8 85
13.2 APPLICATION FOR DEVELOPMENT APPROVAL - PROPOSED HOLIDAY HOUSE ON LOT 1 (30A) MORTIMER ROAD, GUILDERTON 92
14 REPORTS - OPERATIONS AND ASSETS 108
15 MOTIONS OF WHICH PREVIOUS NOTICE HAS BEEN GIVEN 108
16 COUNCILLORS' OFFICIAL REPORTS 108
17 NEW BUSINESS OF AN URGENT NATURE 109
18 MATTERS FOR WHICH MEETING IS TO BE CLOSED TO THE PUBLIC 109
18.1 ALLEGED BREACH 26-20 - CODE OF CONDUCT FOR COUNCIL MEMBERS, COMMITTEE MEMBERS AND CANDIDATES 110

18.2 ALLEGED BREACH 26-21 - CODE OF CONDUCT FOR COUNCIL MEMBERS, COMMITTEE MEMBERS AND CANDIDATES....111
18.3 BEHAVIOUR TRAINING PLAN - 26/2 AND 26/4....112
19 CLOSURE....114

ORDER OF BUSINESS

1 DECLARATION OF OPENING

The Presiding Member declared the meeting open at 3:00 pm and welcomed all in attendance.

2 RECORD OF ATTENDANCE, APOLOGIES AND LEAVE OF ABSENCE

2.1 ATTENDANCE

Councillors – L Balcombe (President/Presiding Member), F Peczka (Deputy President), C Hyne, R Kestel, A Vis, D Wilkie and N Woods.

Staff – J Bayliss (Temporary Chief Executive Officer), L Perola (Acting Executive Manager Corporate and Community Services), R March (Executive Manager Operations and Assets), C Penheiro (Manager Development Services), E Mackey (Manager Governance), T Vine (Executive Assistant to Executive Manager Regulatory & Development Services) and Y Moorby (Governance Support Officer/Minute Officer).

Gallery – There were eight members of the public present in the Gallery.

Observers – Dr S Silcox and Z Donovan

COUNCIL RESOLUTION

MOVED: Councillor Wilkie **SECONDED: Councillor Peczka**

That Council allow consideration of a motion relating to electronic attendance by Cr Stewart.

CARRIED UNANIMOUSLY
7 / 0

FOR:	*Councillor Balcombe, Councillor Kestel, Councillor Hyne, Councillor Peczka, Councillor Vis, Councillor Wilkie and Councillor Woods*
AGAINST:	*Nil*

PROCEDURAL MOTION/COUNCIL RESOLUTION

MOVED: Councillor Vis SECONDED: Councillor Kestel

That Council closes the meeting to members of the public, in accordance with Section 5.23(4)(b) of the *Local Government Act 1995*, to seek advice from the Temporary Chief Executive Officer, and allow Zac Donovan to remain in the room.

CARRIED UNANIMOUSLY
7 / 0

FOR: *Councillor Balcombe, Councillor Kestel, Councillor Hyne, Councillor Peczka, Councillor Vis, Councillor Wilkie and Councillor Woods*

AGAINST: *Nil*

The meeting was closed to the public and all members of the public present in the Gallery left Council Chambers at 3:06 pm.

PROCEDURAL MOTION/COUNCIL RESOLUTION

MOVED: Councillor Woods SECONDED: Councillor Kestel

That the meeting be re-opened to the public.

CARRIED UNANIMOUSLY
7 / 0

FOR: *Councillor Balcombe, Councillor Kestel, Councillor Hyne, Councillor Peczka, Councillor Vis, Councillor Wilkie and Councillor Woods*

AGAINST: *Nil*

The meeting re-opened to the public at 3:17 pm. Eight members of the public returned to the Gallery.

COUNCIL RESOLUTION

MOVED: Councillor Wilkie SECONDED: Councillor Peczka

That Council approves Cr Stewart attending and participating in the Ordinary Council Meeting, 17 November 2026, by electronic means, in accordance with the Regulation 14C of the *Local Government (Administration) Regulations 1996.*

LOST
1 / 6

FOR: *Councillor Wilkie*

AGAINST: *Councillor Balcombe, Councillor Kestel, Councillor Hyne, Councillor Peczka, Councillor Vis and Councillor Woods*

2.2 APOLOGIES

Nil

2.3 LEAVE OF ABSENCE

Nil

3 DISCLOSURES OF INTEREST

3.1 Temporary CEO James Bayliss

Item: Items relating to Cr Stewart
Interest: Impartiality
Reason: I will emphasise that I'm adopting a conservative approach and disclosing an impartiality interest in relation to agenda items directly concerning Councillor Stewart. This disclosure arises from correspondence received from a representative, Councillor Stewart, which, in my view, warrants a cautionary measure to provide this disclosure.

3.2 Cr Hyne

Item: 13.1 Road Naming - Lancelin South Development Stages 5 - 8
Interest: Financial
Reason: This is in regards to my business having a contractual arrangement with the developer of Lancelin South.

3.3 Cr Wilkie

Item: 18.1 Alleged Breach 26-20 - Code of Conduct for Council Members, Committee Members and Candidates
Interest: Impartiality
Reason: This is in regards to him socialising with the Respondent.

Item: 18.2 Alleged Breach 26-21 - Code of Conduct for Council Members, Committee Members and Candidates
Interest: Impartiality
Reason: This is in regards to him socialising with the Respondent.

Item: 18.3 Behaviour Training Plan - 26/2 and 26/4
Interest: Impartiality
Reason: This is in regards to him socialising with the Respondent.

4 PUBLIC QUESTION TIME

The Presiding Member declared Public Question Time open at 3:22 pm.

4.1 RESPONSES TO PUBLIC QUESTIONS PREVIOUSLY TAKEN ON NOTICE

4.2.2 Megan Kolbe – Gabbadah

Terms of Reference Place-Based Advisory Groups

Q2. Will meeting agendas and minutes be produced and will these be available to the public?

Response by the Presiding Member

Clause 23 of the Terms of Reference provides that meeting agendas and notes are to be treated as confidential unless otherwise advised. As such, agendas and meeting records are not intended to be publicly available.

Q3. What are the consequences of disclosing confidential information from these meetings?

Response by the Presiding Member

Given the purpose and objectives of the Place Based Advisory Groups, including providing an additional avenue for community engagement and discussion on matters requiring community feedback, it is unlikely that confidential or commercially sensitive Council information will be shared with the groups.

Should confidential information be disclosed by members, or any departure from the Code of Conduct, it will be open to Council to terminate their membership.

4.2 PUBLIC QUESTIONS

4.2.1 Martin Aldridge – Leonard Brook

Legal Costs Relating to Employees

Q1. Have any legal costs been approved in relation to employees to defend or to commence legal action in the last twelve months?

Response by the Presiding Member

To the best of my knowledge, no.

Corporate Business Plan

Q2. When will Council urgently review the Corporate Business Plan, particularly in light of the adoption of a new Strategic Community Plan in August?

Response by the Presiding Member

Taken on Notice.

Long-Term Financial Plan

Q3. Has Council adopted a Long-Term Financial Plan, and if not, why not.

Response by the Presiding Member

Council has not adopted a Long-Term Financial Plan. As part of the review of the Corporate Business Plan, the intention is to develop a public-facing Long-Term Financial Plan for Council's consideration and adoption. This is the direction currently being pursued.

4.2.2 Kerry Butler – Gingin

Employee Turnover

Q1. How many employees have left the Shire in the last 12 months and why?

Response by the Presiding Member

Taken on Notice.

4.2.3 Steve Beckwith – Gingin

Outstanding Debt by a sitting Councillor

Q1. Could Council please provide an update regarding the sitting Councillor who currently owes $26,040 to the Shire of Gingin, specifically advising how much is still outstanding?

Response by the Presiding Member

Taken on Notice.

4.2.4 Kathleen Wright – Lancelin

Regarding Item 12.1 Monthly Financial Report for the Periods Ending 30 September and 31 October 2026

Q1. Does the Shire maintain a consolidated capital works and infrastructure delivery register showing each project's approved budget, expenditure progress, anticipated completion date, and any material delays? Is this information publicly available? If not, why not?

Response by the Presiding Member

Taken on Notice.

Regarding Item 12.3 A2061 Rates Write Off

Q2. Would Council be open to preliminary discussions with the Commission and interested stakeholders about a renewable fibre and plantation land use case study before the property's future is determined?

Response by the Presiding Member

Taken on Notice.

Regarding Item 13.2 Application for Development Approval - Proposed Holiday House on Lot 1 (30A) Mortimer Road, Guilderton

Q3. Has the Shire assessed the cumulative impacts of short-term rental accommodation on permanent housing availability in Guilderton and the wider Shire, and is any locality-wide accommodation or housing needs assessment planned?

Response by the Temporary CEO

No.

The Presiding Member declared Public Question Time closed at 3:30 pm.

5 PETITIONS

Nil

6 APPLICATIONS FOR LEAVE OF ABSENCE

PROCEDURAL MOTION/COUNCIL RESOLUTION

MOVED: Councillor Balcombe SECONDED: Councillor Woods

That Council move into a Confidential Session to consider applications for Leave of Absence in accordance with Section 5.23(4)(b) of the *Local Government Act 1995.*

CARRIED UNANIMOUSLY
7 / 0

FOR: *Councillor Balcombe, Councillor Kestel, Councillor Hyne, Councillor Peczka, Councillor Vis, Councillor Wilkie and Councillor Woods*

AGAINST: *Nil*

The meeting was closed to the public and all members of the public present in the Gallery left Council Chambers at 3:33 pm.

COUNCIL RESOLUTION

MOVED: Councillor Peczka SECONDED: Councillor Wilkie

That Council approve a Leave of Absence for Cr Stewart for the Ordinary Council Meeting, 17 November 2026.

LOST
2 / 5

FOR: *Councillor Peczka and Councillor Wilkie*

AGAINST: *Councillor Balcombe, Councillor Kestel, Councillor Hyne, Councillor Vis and Councillor Woods*

Reasons for Refusal

Council was not satisfied that a valid application for leave of absence had been submitted and therefore was not prepared to grant leave.

PROCEDURAL MOTION/COUNCIL RESOLUTION

MOVED: Councillor Balcombe SECONDED: Councillor Kestel

That the meeting be re-opened to the public.

CARRIED UNANIMOUSLY
7 / 0

FOR: *Councillor Balcombe, Councillor Kestel, Councillor Hyne, Councillor Peczka, Councillor Vis, Councillor Wilkie and Councillor Woods*

AGAINST: *Nil*

The meeting re-opened to the public at 3:54 pm. Eight members of the public returned to the Gallery and were advised of Council's decision.

7 CONFIRMATION OF MINUTES

COUNCIL RESOLUTION/OFFICER RECOMMENDATION

MOVED: Councillor Vis SECONDED: Councillor Hyne

That Council confirm the Minutes of the Ordinary Council Meeting held on 20 October 2026 as a true and accurate record.

CARRIED UNANIMOUSLY
7 / 0

FOR: *Councillor Balcombe, Councillor Kestel, Councillor Hyne, Councillor Peczka, Councillor Vis, Councillor Wilkie and Councillor Woods*

AGAINST: *Nil*

8 ANNOUNCEMENTS BY THE PRESIDING MEMBER

- 10 November Met with Telstra with CESM and CEO regarding mobile phone and landline outages in Gingin.
- 10 November Roadwise recognised advisory committee meeting.
- 10 November 2025-26 FY audit exit meeting.
- 11 November Rates Incentive prize night, thank you to the staff on organising a great event.
- 12 November LEMC MEETING

9 UNRESOLVED BUSINESS FROM PREVIOUS MEETINGS

Nil

10 QUESTIONS BY MEMBERS OF WHICH DUE NOTICE HAS BEEN GIVEN

Nil

11 REPORTS - OFFICE OF THE CEO

11.1 VACANT ELECTED MEMBER POSITION

File	GOV/8; GOV/6-10
Author	Ebony Mackey - Manager Governance
Reporting Officer	James Bayliss - Temporary Chief Executive Officer
Refer	Nil
Appendices	Nil

DISCLOSURES OF INTEREST

Nil

PURPOSE

To determine whether Council supports the vacant position of Councillor, created by the resignation of previous Cr Jason Weeks, to remain unfilled until the October Ordinary Local Government Election 2027.

BACKGROUND

In accordance with Section 2.32 of the *Local Government Act 1995* (the Act) an extraordinary vacancy occurs when a councillor resigns from the office.

Section 4.17(2) of the Act further provides that if a resignation occurs after the third Saturday in October in the year before an election year (next occurs in 2027), Council may, with the approval of the Electoral Commissioner, allow the vacancy to remain unfilled.

In accordance with Section 4.16 of the Act, Council also may, with the approval of the Electoral Commissioner, fix the ordinary elections day in 2027 as the day for holding any poll needed for the extraordinary election to fill that vacancy (consolidate the elections).

COMMENT

Cr Jason Weeks resigned from the office of Councillor on 3 November 2026, effective immediately.

As the vacancy has occurred after the third Saturday in October in the year preceding an ordinary election year, Council may choose to leave the position vacant and consolidate the required extraordinary election with the 2027 ordinary local government election.

Alternatively, Council may decide to hold an extraordinary election to fill the vacancy.

For Council's information, the Electoral Commissioner has approved the position remaining vacant until the 2027 ordinary election, should Council resolve to do so.

It should be noted that Councillors of the Shire of Gingin are elected by all electors across the district rather than by ward. Consequently, holding an extraordinary election to fill a single vacancy is expected to cost a similar amount to an election conducted for multiple vacancies.

By way of comparison, the 2025 ordinary local government election, which was conducted as a postal election by the Western Australian Electoral Commission (WAEC) to fill four vacancies, cost $37,066.29 excluding onboarding and other associated administrative expenses.

In addition, it is proposed that any future election be fully administered by the WAEC, including the provision of count staff. This approach is expected to increase the overall cost of conducting the election.

Additionally, and from a continuity perspective, if an extraordinary election is held, the successful candidate would serve only the remainder of Cr Weeks' current term, which expires at the next ordinary election. The position would then be contested again at that election.

Should Council wish to proceed with an extraordinary election, the Electoral Commissioner must first provide consent for the election to be conducted and provide a cost estimate before Council can make a final determination.

RISK IMPLICATIONS

The administration considers the overall risk associated with leaving the vacancy unfilled and consolidating the election with the 2027 ordinary local government election to be low. The primary benefit is the avoidance of significant election costs for a Councillor who would otherwise only serve the remainder of the current term until October 2027.

STATUTORY/LOCAL LAW IMPLICATIONS

Local Government Act 1995
Section 2.32 - How extraordinary vacancies occur in offices elected by electors
Section 4.16 - Postponement of elections to allow consolidation
Section 4.17 - Cases in which vacant offices can remain unfilled

POLICY IMPLICATIONS

Nil

BUDGET IMPLICATIONS

The cost of conducting the Shire of Gingin Ordinary Election 2027, including the consolidation of the election of a new Councillor will be accommodated in the 2027/28 budget.

The cost to hold an extraordinary election to fill the sole position of Councillor has not been anticipated in any budget.

STRATEGIC IMPLICATIONS

Nil

VOTING REQUIREMENTS - SIMPLE MAJORITY

COUNCIL RESOLUTION/OFFICER RECOMMENDATION

MOVED: Councillor Kestel SECONDED: Councillor Vis

That Council:

1. **Notes the resignation of Cr Jason Weeks, effective 3 November 2026.**
2. **Notes the approval of the Electoral Commissioner for the position to remain vacant until the 2027 ordinary local government election.**
3. **Resolves that the vacancy arising from the resignation of Cr Jason Weeks remain unfilled until the 2027 ordinary local government election.**

CARRIED UNANIMOUSLY
7 / 0

FOR: *Councillor Balcombe, Councillor Kestel, Councillor Hyne, Councillor Peczka, Councillor Vis, Councillor Wilkie and Councillor Woods*
AGAINST: *Nil*

11.2 COUNCIL MEMBER VACANCIES ON COUNCIL ADVISORY GROUPS AND EXTERNAL BODIES

File	GOV/33
Author	Lee-Anne Burt - Coordinator Governance
Reporting Officer	James Bayliss - Temporary Chief Executive Officer
Refer	OCM 21 October 2025 - Item 15.3; OCM 17 February 2026 - Item 12.1; OCM 20 October 2026 - Item 11.4
Appendices	1. Terms of Reference - Lower Coastal Advisory Group [**11.2.1** - 4 pages] 2. Terms of Reference - Plant Advisory Group [**11.2.2** - 3 pages]

DISCLOSURES OF INTEREST

Nil

PURPOSE

To consider filling vacancies on Council advisory groups and external bodies following the resignation of Cr Jason Weeks (Cr Weeks).

BACKGROUND

On 3 November 2026 the Temporary CEO received written notice from Cr Weeks confirming his resignation from Council, effective immediately.

Cr Weeks was a member of Council's newly formed Lower Coastal Advisory Group and a proxy member of the Plant Advisory Group. Following the October 2025 local government elections, he was also appointed as Council's representative to the Lancelin Community Resource Centre Management Committee (Lancelin CRC Management Committee).

These positions are now vacant as a result of Cr Weeks' resignation.

COMMENT

Lower Coastal Advisory Group (LCAG)

The council members appointed by Council to this group at the Ordinary Council Meeting (OCM) on 17 February 2026 were:

- Cr Weeks (appointed as Presiding Member);
- Cr Vis (appointed as Deputy Presiding Member OCM 20 October 2026); and
- Cr Balcombe.

The Terms of Reference for all place-based advisory groups adopted by Council on 20 October 2026 state that each group will include three council members.

Following Cr Week's resignation, Council must now:

1. Appoint a replacement council member to fill the vacant position; and

2. Approve one of the appointed council members as Presiding Member.

There are currently no council members who are not appointed as a member to one of the three place-based advisory groups. It will therefore be necessary for Council to appoint one council member to serve on two groups.

Alternatively, Council could choose to amend cl. 5a of the Terms of Reference for place-based advisory groups to accommodate the appointment of up to three council members, which would allow the Lower Coastal Advisory Group to operate with two council members until such time as the vacant position on Council is filled.

If Council chooses to appoint Cr Vis as Presiding Member then it will be necessary to appoint another Deputy Presiding Member.

A copy of the Lower Coastal Advisory Group Terms of Reference is provided for Council's information **(see appendices)**.

Plant Advisory Group

The council members appointed by Council to the Plant Advisory Group at the OCM on 17 February 2026 were:

- Members: Cr Kestel, Cr Peczka, Cr Vis and Cr Wilkie
- Proxy Members: Cr Hyne and Cr Weeks

It is noted that, despite the term "proxy member" being used at the time of the appointments being made, the positions are in fact deputy positions with the intention being that a deputy member will attend meetings as an alternate member if a substantive member is unable to attend. On that basis the positions will from this point on be referred to as deputy members in keeping with the existing protocol used by Council.

Following Cr Weeks' resignation, Council must now appoint a replacement deputy member to fill the vacant position.

A copy of the Plant Advisory Group Terms of Reference is provided for Council's information **(see appendices)**.

Lancelin CRC Management Committee

At the OCM on 21 October 2025 Council made the following appointments as its representatives on the Lancelin CRC Management Committee:

- Representative – Cr Weeks; and
- Deputy representative – Cr Peczka.

Following Cr Weeks' resignation, Council must now appoint a replacement representative to the Lancelin CRC Management Committee. If Council chooses to appoint Cr Peczka as its representative then it will be necessary to also appoint a replacement deputy representative.

STATUTORY/LOCAL LAW IMPLICATIONS

Nil

POLICY IMPLICATIONS

Nil

BUDGET IMPLICATIONS

Nil

STRATEGIC IMPLICATIONS

Nil

VOTING REQUIREMENTS - SIMPLE MAJORITY

OFFICER RECOMMENDATION

MOVED: Councillor Vis SECONDED: Councillor Woods

That Council make the following appointments to fill the vacancies that have resulted from Councillor Weeks' resignation, with all terms ending at the 2027 local government elections:

1. Lower Coastal Advisory Group
   a. Member: _____
   b. Presiding Member: _____
2. Plant Advisory Group

a. Deputy Member: _____

3. Lancelin Community Resource Centre Management Committee

a. Representative: _____

During debate Cr Balcombe called for nominations for the positions of Member and Presiding Member for the Lower Coastal Advisory Group, Deputy Member for the Plant Advisory Group and Representative for the Lancelin Community Resource Centre Management Committee.

Lower Coastal Advisory Group

Cr Kestel and Cr Woods were nominated for the position of Member.

As more than one nomination was received, Cr Balcombe requested a show of hands to determine which nominee's name would be included in the motion for appointment. The results were:

- *Cr Kestel – one vote; and*
- *Cr Woods – six votes.*

As Cr Woods received the majority of votes, her name was included in the motion for appointment as Member of the Inland Areas Advisory Group.

Cr Balcombe nominated Cr Vis for the position of Deputy Presiding Member. Cr Vis declined the nomination. Cr Kestel nominated Cr Balcombe.

As Cr Balcombe received the majority of votes, her name was included in the motion for appointment of Presiding Member for the Lower Coastal Advisory Group.

Plant Advisory Group

Cr Kestel nominated Cr Balcombe for the position of Deputy Member.

As Cr Balcombe received the majority of votes, her name was included in the motion for appointment of Deputy Presiding Member for the Lower Coastal Advisory Group.

The motion was amended with the agreement of the mover and seconder to change Deputy Member to Member for the Plant Advisory Group.

Reason for Amendment

To reflect the requirement that the group must comprise five voting councillor members.

Lancelin Community Resource Centre Management Committee

Cr Peczka nominated himself for the position of Representative.

As Cr Peczka received the majority of votes, his name was included in the motion for appointment of Representative for the Lancelin Community Resource Centre Management Committee.

The motion was then put.

COUNCIL MOTION

MOVED: Councillor Vis SECONDED: Councillor Woods

That Council make the following appointments to fill the vacancies that have resulted from Councillor Weeks' resignation, with all terms ending at the 2027 local government elections:

1. Lower Coastal Advisory Group
   a. Member: Cr Woods
   b. Presiding Member: Cr Balcombe
2. Plant Advisory Group
   a. Member: Cr Balcombe
3. Lancelin Community Resource Centre Management Committee
   a. Representative: Cr Peczka

CARRIED
6 / 1

FOR: *Councillor Balcombe, Councillor Kestel, Councillor Hyne, Councillor Peczka, Councillor Vis and Councillor Woods*

AGAINST: *Councillor Wilkie*

SHIRE OF GINGIN
HISTORY | BEAUTY | PROSPERITY

TERMS OF REFERENCE

LOWER COASTAL ADVISORY GROUP

October 2026

Name:	
	Lower Coastal Advisory Group (the Group)
Geographical Boundary:	
	Includes the following localities defined by the Shire's Strategic Community Plan as comprising the Lower Coastal Subregion: • Breton Bay; • Seabird; • Gabbadah; • Guilderton; • Caraban; • Woodridge; and • Neergabby.
Purpose and Objectives:	
1.	The purpose of the Group is to act in an advisory and consultative capacity. The Group will discuss and provide realistic, community-informed advocacy with respect to issues affecting the Group's region of focus, such as: a. Facilities (eg sporting, community and medical); b. Services (eg waste, seniors and youth); c. Community groups and events (eg inputs from local groups and events in the area); d. Projects (eg planned, needed or desired); e. Other issues of concern to the community within the region; and f. Other issues identified by the Shire.
2.	The Shire will present discussion papers to the Group on specific matters where community feedback is required. Group members may also submit discussion items to the Shire for inclusion on the agenda for a Group meeting.
3.	The Group will provide an additional avenue of community engagement with respect to aspects of the Aspirations contained in the Shire's Strategic Community Plan 2026-2036, as follows: a. Protect and champion environment diversity; b. Creating sustainable economic growth opportunities; c. Local connection and Shire wide opportunities; d. Stronger support and investment in capacity and wellbeing; and e. Connected, mobile and active community.
4.	The LCAG is advisory in nature and does not have any delegated authority.

Membership:	
5.	The Group will comprise a maximum of 13 members, inclusive of: a. Council Representatives - Three council members will be appointed by Council. b. Community/Progress Association Representatives - One representative from each of the groups listed below. Each group will be asked to nominate a member to represent the group and a deputy member who can attend if the member is unavailable. Groups must advise the CEO if changes are made to their representative. i. Guilderton Community Association Inc; ii. Neergabby Community Association; iii. Seabird Progress and Sports Association Inc; iv. Redfield Park Community Association; v. Sovereign Hill Community Association Inc; and vi. Woodridge Community Association. c. Community Representatives - If the total number of members listed in cl. 5a) and 5b) is less than 13, then any vacant positions may be filled by selected community representatives based on an expression of interest process. Representatives will be selected by decision of Council, taking into account the following criteria: i. Must be over the age of 18; ii. Must be an elector, ratepayer or resident of the Shire of Gingin; iii. Must agree to comply with the Code of Conduct for Council Members, Committee Members and Candidates, including disclosure of any conflicts of interest; iv. Must commit to attending meetings and to advising the CEO, prior to the meeting, if they are unable to attend and whether the deputy will be attending in their place; and v. Reasons for wanting to be a member of the Group.
6.	Only one community representative application per residential address will be considered.
7.	If a representative is absent from more than 2 consecutive meetings then their position on the Group may be terminated by Council. The relevant community/progress association may be asked to appoint another member or, if the person is a community representative who is not appointed by a particular group, then Council may call for further expressions of interest.
8.	Where a person is subject to a determination by the CEO that their communications with the Shire should be restricted in accordance with Council's Dealing with Complaints policy, then: a. any nomination of the person as representative or deputy representative by a community/progress association will not be accepted; b. any expression of interest for a community representative position by the person will not be accepted; c. if the person is an existing Group member then their membership will be immediately terminated; d. if the position is a community/progress association representative then the association will be asked to nominate a new representative or deputy representative; and e. if the position is a community representative then the Shire may conduct a new expression of interest process in order to fill the position.
9.	Meetings will be attended by the following Shire officers in an advisory capacity: a. CEO (or the CEO's representative); and b. Other officers as deemed appropriate by the CEO.
10.	The Presiding Member and Deputy Presiding Member will be council members appointed by decision of Council after each local government election.

11.	All terms will expire on the next local government election day. Council member appointments will be made by Council at its first meeting following election day. Prior to election day community groups will be requested to provide details of their nominated representative and deputy representative for the new two year term (these can be existing representatives), and an advertising campaign calling for expressions of interest from general community representatives for Council's consideration may be undertaken.
Meetings and Operating Procedures:	
12.	Group meetings will not be open to the public.
13.	The Shire will coordinate the activities of the Group.
14.	The Group shall meet as per an agreed schedule of meetings, which will be developed and agreed by the Group. At a minimum the Group will meet at least twice in each financial year, with the first meeting in the period August-October and the second in the period February-April. Individual meeting dates may be amended if necessary by the Shire, by the Group's presiding member or by agreement of the Group itself.
15.	Group members wishing to raise matters for inclusion on the agenda for a particular meeting must submit details to the CEO or a Shire employee nominated by the CEO at least 10 days prior to a scheduled meeting.
16.	An agenda will be circulated to all members via the secure extranet (for council members) or by email (for community representatives) at least 72 hours prior to each meeting.
17.	Meetings will ordinarily be conducted in person at a venue to be determined by the Shire. They may, at times, be convened via a Shire-approved online platform.
18.	The Presiding Member is responsible for chairing all meetings of the Group. If the Presiding Member is absent from a meeting, then the Deputy Presiding Member will assume the chair.
19.	The Shire will be responsible for keeping a record of each meeting which will include names of those in attendance, any disclosures of interest made in relation to items on the agenda and any outcomes arising from discussions. Meeting records will be circulated to Group members as soon as practicable after each meeting via the same methods used to circulate the agenda, and will be provided to all council members as part of the next available Information Bulletin.
20.	The Group may request that guests, including (but not limited to), Shire officers and/or external subject matter experts, be invited to attend specific meetings. Such invitations may only be issued by the Shire.
21.	Where it is determined by the Shire that a matter discussed at a Group meeting requires formal consideration by Council, then the Shire will prepare an officer report on the matter for presentation to a Council meeting.
Quorum:	
22.	The quorum for a meeting shall be at least 50% of the participating members of the Group.
Conduct:	
23.	All members must comply with the Shire's Code of Conduct for Council Members, Committee Members and Candidates as if the Group were a committee.
24.	Meeting agendas and notes are to be treated confidentially unless otherwise advised.

25.	Any actual or perceived conflicts of interest are to be disclosed at the start of a meeting or as soon as they become evident during discussion at the meeting.
26.	As the Group is established under the authority and management of the Shire, no individual member of the Group can claim to represent the views of the Group or the Shire of Gingin. The Shire must manage all enquiries on matters relating to Group activities or Shire of Gingin business.
Review of Terms of Reference:	
27.	These Terms of Reference will be reviewed by the Shire after each local government election.
28.	Any variation to these Terms of Reference must be endorsed by Council.

Version	Decision Reference	Synopsis
1.	OCM 20/10/2026	TOR adopted.

SHIRE OF GINGIN
HISTORY | BEAUTY | PROSPERITY

TERMS OF REFERENCE

PLANT ADVISORY GROUP

July 2023

Name:	Plant Advisory Group.
Role/Purpose:	To provide input and advice to Council with respect to the Shire of Gingin's plant replacement program.
Aims & Functions:	To oversee the preparation of, and make recommendations to Council with respect to, the Shire's plant replacement program.
Membership:	1. The Group shall consist of the following representation: • Five Councillors 2. The Chief Executive Officer, Executive Manager Operations and Plant Mechanic will attend all meetings of the Group to provide technical advice and guidance only. 3. A nominated deputy member may attend in place of the endorsed representative member. 4. Membership shall be for a period of up to two years terminating on the day of the next ordinary Council elections, with retiring members eligible to re-nominate. 5. Group membership shall be appointed or removed by the Council. 6. Members must comply with the Shire's Code of Conduct for Council Members, Committee Members and Candidates. 7. The Group has authority to second individuals from outside of the Group, on a voluntary basis, for their expert advice.
Operating procedures:	1. Presiding Member and Deputy Presiding Member: a) The members of a Group are to elect a Presiding Member from amongst themselves at the first meeting of the Group and at each subsequent first meeting following an ordinary local government election. b) Following the election of a Presiding Member, the members of the Group may also elect a Deputy Presiding Member. c) The CEO or delegated nominee will attend the first meeting to conduct the election of the Presiding Member or at a subsequent meeting if a new Presiding Member is to be elected.

	d) The Presiding Member will preside at all meetings. e) In the absence of the Presiding Member, the Deputy Presiding Member (if one has been elected by the Group) will assume the chair. f) In the absence of both the Presiding Member and the Deputy Presiding Member, or if a Deputy Presiding Member has not been elected, thena person is to be elected by the Group members present to assume the Chair for that meeting. g) The Presiding Member is responsible for the proper conduct of the Group. 2. Meetings: a) The Group shall meet as required, but must hold a minimum of two meetings in any one calendar year. b) Meetings can be scheduled by the Chief Executive Officer, by a written request of the Presiding Member to the Chief Executive Officer, or by a decision of the Council or the Group. c) A Notice of Meeting, including an agenda, will be circulated to the Group members (including deputy members) at least 72 hours prior to each meeting where possible. d) The Presiding Member shall ensure that detailed minutes of all meetings are kept and shall provide the Group members (including deputy members) with a copy of such minutes within seven working days of the Group meeting. 3. Quorum: The quorum for a meeting shall be at least 50% of the number of endorsed members. 4. Reporting: a) The Minutes of every Group meeting will be circulated for the information of all Councillors within seven working days of the Group meeting. b) Any Group resolution requiring action on the part of the Council or requiring a Council commitment will be listed as a separate report on the Agenda for the next ordinary Council meeting.
Appointing legislation:	N/A
Delegated Authority:	The Group has no delegated power and has no authority to implement its recommendations without approval of Council.

Version	Decision Reference	Synopsis
1.	22/10/2013 – Item	Committee established and Terms of Reference adopted.
2.	18/08/2015 – Item 11.1.6	Terms of Reference reviewed. Membership amended to include Plant Mechanic as non-voting member. Operating Procedure 2a amended to reduce the minimum number of meetings from 3 to 2. Reference to Standing Orders Local Law deleted from Operating Procedure 2b and replaced with Meeting Procedures Local Law 2014. Reference to provision of Committee Minutes via Information Bulletin deleted from Operating Procedure 4a.
3.	16/08/2016 – Item 11.1.4	Chief Executive Officer, Executive Manager Operations and Plant Mechanic removed from Committee membership.
4.	19/09/2017 – Item 11.1.3	Terms of Reference reviewed. Operating Procedures cl. 2c deleted.
5.	15/10/2019 – Item 11.1.1	Operating Procedures cl. 1a), 1b), 1e), 1f) and 2b) amended.
6.	17/08/2021 – Item 11.1	Aims & Functions amended. Membership cl. 6 amended. Operating Procedures cl. 2d) and 4a) amended.
7.	18/07/2023 – Item 11.1	Renamed as Plant Advisory Group.

12 REPORTS - CORPORATE SERVICES

12.1 MONTHLY FINANCIAL REPORT FOR THE PERIODS ENDING 30 SEPTEMBER AND 31 OCTOBER 2026

File	FIN/25
Author	Alarna Richards – Coordinator Financial Planning and Reporting
Reporting Officer	Leanne Parola - Temporary Executive Manager Corporate Services
Refer	Nil
Appendices	1. 2026-27- Monthly- Financial- Report Shire of Gingin September 2026 FINAL [**12.1.1** - 22 pages] 2. 2026-27- Monthly- Financial- Report- Template Shire of Gingin October 2026 FINAL [**12.1.2** - 16 pages]

DISCLOSURES OF INTEREST

Nil

PURPOSE

To present for Council endorsement the Monthly Financial Report for the period ending 30 September and 31 October 2026.

BACKGROUND

The Financial Report is presented to Council in accordance with the *Local Government Act 1995* and *Local Government (Financial Management) Regulations 1996*.

COMMENT

The Monthly Financial Report and Supplementary Information for the period ending 31 October 2026 presents the financial performance of the Shire for the 2026/2027 financial year and compares year-to-date expenditure and revenue against the current budget.

A break-up of the **$2,452,374** variance in the Monthly Financial Report for the period ending 31 October 2026 is summarised across operations, investing and financing below, with a detailed explanation of variations within each area contained within the **appendix.**

Under Budget	
Opening Funding Surplus/Deficit	$251,536
Investing Activities- Revenue	$(35,423)
Investing Activities – Expenditure	$303,950

Over Budget	
Operating Revenue	$1,191,787
Operating Expenditure	$780,273
Financing Activities – Expenditure	$(39,749)

An explanation outlining a summary of the variances across each of the above areas is provided in Note 3 of the Monthly Financial Report, and those specific to capital works are provided within the Supplementary Information.

It should also be noted that whilst the 2025/2026 final audit field work has been completed, continued work by the audit team may result in further amendments to comparative figures and the closing surplus.

Investments

As required by Council Policy 3.2 Investments, details of Council's investments are provided within the supplementary information.

Council's attention is also drawn to an amendment in the reporting of financial assets at amortised cost, specifically term deposits. These changes are reflected in the Statement of Financial Activity and Note 2 Net Current Assets Information, to show the transfer of funds from cash accounts to investment accounts.

STATUTORY/LOCAL LAW IMPLICATIONS

Local Government Act 1995
Part 6 – Financial Management
Division 3 – Reporting on activities and finance
Section 6.4 – Financial Report

Local Government (Financial Management) Regulations 1996
Part 4 – Financial Reports
Reg 34 – Financial activity statement required each month.

Shire of Gingin Delegation Register – Delegation 1.1.10 Power to Invest and Manage Investments

RISK IMPLICATIONS

Nil

POLICY IMPLICATIONS

Policy 3.2 Investments

BUDGET IMPLICATIONS

Nil

STRATEGIC IMPLICATIONS

Nil

VOTING REQUIREMENTS – SIMPLE MAJORITY

COUNCIL RESOLUTION/OFFICER RECOMMENDATION

MOVED: Councillor Vis SECONDED: Councillor Woods

That Council endorse the Monthly Financial Report for the period ending 30 September and 31 October 2026.

CARRIED UNANIMOUSLY
7 / 0

FOR: *Councillor Balcombe, Councillor Kestel, Councillor Hyne, Councillor Peczka, Councillor Vis, Councillor Wilkie and Councillor Woods*

AGAINST: *Nil*

SHIRE OF GINGIN

MONTHLY FINANCIAL REPORT

LOCAL GOVERNMENT ACT 1995
LOCAL GOVERNMENT (FINANCIAL MANAGEMENT) REGULATIONS 1996

TABLE OF CONTENTS

Statement of financial activity		2
Statement of financial position		3
Note 1	Basis of preparation	4
Note 2	Net current assets information	5
Note 3	Explanation of variances	6

SHIRE OF GINGIN
STATEMENT OF FINANCIAL ACTIVITY
FOR THE PERIOD ENDED 30 SEPTEMBER 2026

	Note	Adopted Budget Estimates (a)	YTD Budget Estimates (b)	YTD Actual (c)	Variance* $ (c) - (b)	Variance* % ((c) - (b))/(b)	Var.
		$	$	$	$	%	
OPERATING ACTIVITIES							
Revenue from operating activities							
General rates		8,791,197	12,643,847	**12,630,935**	(12,912)	(0.10%)	
Rates excluding general rates		3,862,851	0	**6,064**	6,064		▲
Grants, subsidies and contributions		2,744,879	334,100	**1,537,941**	1,203,841	360.32%	▲
Fees and charges		5,816,326	3,154,630	**3,219,081**	64,451	2.04%	▲
Interest revenue		701,679	6,000	**52,239**	46,239	770.65%	▲
Other revenue		452,912	115,472	**148,130**	32,658	28.28%	▲
Profit on asset disposals		33,467	0	**1,740**	1,740		▲
		22,403,311	**16,254,049**	**17,596,130**	**1,342,081**	8.26%	
Expenditure from operating activities							
Employee costs		(9,040,280)	(2,259,684)	**(1,938,156)**	321,528	14.23%	▲
Materials and contracts		(11,373,764)	(3,047,996)	**(2,540,967)**	507,029	16.63%	▲
Utility charges		(587,850)	(146,826)	**(116,249)**	30,577	20.83%	▲
Depreciation		(11,813,889)	(2,953,389)	**(3,922)**	2,949,467	99.87%	▲
Finance costs		(160,744)	(10,069)	**(20,927)**	(10,858)	(107.84%)	▼
Insurance		(471,292)	(235,619)	**(236,581)**	(962)	(0.41%)	
Other expenditure		(864,412)	(78,563)	**(107,404)**	(28,841)	(36.71%)	▼
Loss on asset disposals		(25,997)	0	**0**	0		
		(34,338,228)	**(8,732,146)**	**(4,964,206)**	**3,767,940**	43.15%	
Amounts excluded from operating activities	2(c)	11,881,355	2,953,389	**2,182**	(2,951,207)	(99.93%)	▼
Amount attributable to operating activities		**(53,562)**	**10,475,292**	**12,634,106**	**2,158,814**	20.61%	
INVESTING ACTIVITIES							
Inflows from investing activities							
Proceeds from capital grants, subsidies and contributions		7,749,172	0	**3,600**	3,600		▲
Proceeds from disposal of property, plant and equipment		256,000	30,000	**27,273**	(2,727)	(9.09%)	
Proceeds from financial assets at amortised cost - self supporting loans		4,555	0	**0**	0		
		8,009,727	**30,000**	**30,873**	**873**	2.91%	
Outflows from investing activities							
Right of use assets received - non cash		(123,324)	0	**0**	0		
Acquisition of property, plant and equipment		(2,378,234)	(346,662)	**(343,847)**	2,815	0.81%	
Acquisition of infrastructure		(9,865,739)	(45,000)	**(47,811)**	(2,811)	(6.25%)	
Payments for financial assets at amortised cost - term deposits		0	0	**(14,006,964)**	(14,006,964)		▼
		(12,367,297)	**(391,662)**	**(14,398,621)**	**(14,006,959)**	(3576.29%)	
Amounts excluded from investing activities	2(d)	123,324	0	**14,006,964**	14,006,964		▲
Amount attributable to investing activities		**(4,234,246)**	**(361,662)**	**(360,785)**	**877**	0.24%	
FINANCING ACTIVITIES							
Inflows from financing activities							
Proceeds from new leases - non-cash		123,324	0	**0**	0		
Transfer from reserves		1,453,794	0	**0**	0		
		1,577,118	**0**	**0**	**0**		
Outflows from financing activities							
Repayment of borrowings		(530,585)	(313,848)	**(313,848)**	0	0.00%	
Payments for principal portion of lease liabilities		(34,220)	(3,917)	**(3,917)**	0	0.00%	
Transfer to reserves		(1,535,482)	0	**(36,003)**	(36,003)		▼
		(2,100,287)	**(317,765)**	**(353,767)**	**(36,003)**	(11.33%)	
Amounts excluded from financing activities	2(e)	(123,324)	0	**0**	0		
Amount attributable to financing activities		**(646,493)**	**(317,765)**	**(353,767)**	**(36,003)**	(11.33%)	
MOVEMENT IN SURPLUS OR DEFICIT							
Surplus or deficit at the start of the financial year	2(a)	4,934,301	4,934,301	**5,185,837**	251,536	5.10%	▲
Amount attributable to operating activities		(53,562)	10,475,292	**12,634,106**	2,158,814	20.61%	▲
Amount attributable to investing activities		(4,234,246)	(361,662)	**(360,785)**	877	0.24%	
Amount attributable to financing activities		(646,493)	(317,765)	**(353,767)**	(36,003)	(11.33%)	▼
Surplus or deficit after imposition of general rates		**0**	**14,730,166**	**17,105,391**	**2,375,225**	16.12%	▲

KEY INFORMATION

▲▼ Indicates a variance between Year to Date (YTD) Budget and YTD Actual data outside the adopted materiality threshold.
▲ Indicates a variance with a positive impact on the financial position.
▼ Indicates a variance with a negative impact on the financial position.
Refer to Note 3 for an explanation of the reasons for the variance.

This statement is to be read in conjunction with the accompanying notes.

SHIRE OF GINGIN
STATEMENT OF FINANCIAL POSITION
FOR THE PERIOD ENDED 30 SEPTEMBER 2026

	Actual 30 June 2026	Actual as at 30 September 2026
	$	$
CURRENT ASSETS		
Cash and cash equivalents	23,377,158	11,124,570
Trade and other receivables	1,832,346	11,333,560
Other financial assets	4,554	14,011,518
Inventories	52,095	59,449
Other assets	401,175	77,457
TOTAL CURRENT ASSETS	25,667,328	36,606,554
NON-CURRENT ASSETS		
Trade and other receivables	164,082	164,082
Other financial assets	160,306	160,306
Property, plant and equipment	69,561,905	69,905,752
Infrastructure	214,970,979	215,018,790
Right-of-use assets	18,126	14,204
TOTAL NON-CURRENT ASSETS	284,875,398	285,263,134
TOTAL ASSETS	310,542,726	321,869,688
CURRENT LIABILITIES		
Trade and other payables	5,202,441	2,420,887
Other liabilities	4,876,521	6,641,744
Lease liabilities	15,928	12,011
Borrowings	530,585	216,737
Employee related provisions	1,076,824	1,076,824
Other provisions	239,332	239,332
TOTAL CURRENT LIABILITIES	11,941,631	10,607,535
NON-CURRENT LIABILITIES		
Lease liabilities	2,696	2,696
Borrowings	1,265,339	1,265,339
Employee related provisions	192,237	192,237
Other provisions	9,406,933	9,406,933
TOTAL NON-CURRENT LIABILITIES	10,867,205	10,867,205
TOTAL LIABILITIES	22,808,836	21,474,740
NET ASSETS	**287,733,890**	**300,394,948**
EQUITY		
Retained surplus	46,149,492	58,774,547
Reserve accounts	9,321,151	9,357,154
Revaluation surplus	232,263,247	232,263,247
TOTAL EQUITY	**287,733,890**	**300,394,948**

This statement is to be read in conjunction with the accompanying notes.

SHIRE OF GINGIN
NOTES TO THE STATEMENT OF FINANCIAL ACTIVITY
FOR THE PERIOD ENDED 30 SEPTEMBER 2026

1 BASIS OF PREPARATION AND MATERIAL ACCOUNTING POLICIES

BASIS OF PREPARATION

This prescribed financial report has been prepared in accordance with the *Local Government Act 1995* and accompanying regulations.

Local Government Act 1995 requirements
Section 6.4(2) of the Local Government Act 1995 read with the *Local Government (Financial Management) Regulations 1996,* prescribe that the financial report be prepared in accordance with the *Local Government Act 1995* and, to the extent that they are not inconsistent with the Act, the Australian Accounting Standards. The Australian Accounting Standards (as they apply to local governments and not-for-profit entities) and Interpretations of the Australian Accounting Standards Board were applied with exception to the following:

The *Local Government (Financial Management) Regulations 1996* specify that vested land is a right-of-use asset to be measured at cost, and is considered a zero cost concessionary lease. All right-of-use assets under zero cost concessionary leases are measured at zero cost rather than at fair value, except for vested improvements on concessionary land leases such as roads, buildings or other infrastructure which continue to be reported at fair value, as opposed to the vested land which is measured at zero cost. The measurement of vested improvements at fair value is a departure from AASB 16 which would have required the Shire to measure any vested improvements at zero cost.

Local Government (Financial Management) Regulations 1996, regulation 34 prescribes contents of the financial report. Supplementary information does not form part of the financial report.

Accounting policies which have been adopted in the preparation of this financial report have been consistently applied unless stated otherwise. Except for cash flow and rate setting information, the financial report has been prepared on the accrual basis and is based on historical costs, modified, where applicable, by the measurement at fair value of selected non-current assets, financial assets and liabilities.

PREPARATION TIMING AND REVIEW
Date prepared: All known transactions up to 30 September 2026

The local government reporting entity
All funds through which the Shire controls resources to carry on its functions have been included in the financial statements forming part of this financial report.

All monies held in the Trust Fund are excluded from the financial statements.

Material accounting policies
Material accounting policies utilised in the preparation of these statements are as described within the 2026-27 Annual Budget. Please refer to the adopted budget document for details of these policies.

Critical accounting estimates and judgements
The preparation of a financial report in conformity with Australian Accounting Standards requires management to make judgements, estimates and assumptions that effect the application of policies and reported amounts of assets and liabilities, income and expenses.

The estimates and associated assumptions are based on historical experience and various other factors believed to be reasonable under the circumstances; the results of which form the basis of making the judgements about carrying values of assets and liabilities that are not readily apparent from other sources. Actual results may differ from these estimates.

As with all estimates, the use of different assumptions could lead to material changes in the amounts reported in the financial report.

The following are estimates and assumptions that have a significant risk of causing a material adjustment to the carrying amounts of assets and liabilities within the next financial year and further information on their nature and impact can be found in the relevant note:
- Fair value measurement of assets carried at reportable value including:
  - Property, plant and equipment
  - Infrastructure
- Impairment losses of non-financial assets
- Expected credit losses on financial assets
- Measurement of employee benefits
- Measurement of provisions
- Estimation uncertainties and judgements made in relation to lease accounting

SHIRE OF GINGIN
NOTES TO THE STATEMENT OF FINANCIAL ACTIVITY
FOR THE PERIOD ENDED 30 SEPTEMBER 2026

2 NET CURRENT ASSETS INFORMATION

(a) Net current assets used in the Statement of Financial Activity

	Note	Adopted Budget Opening 1 July 2026	Actual as at 30 June 2026	Actual as at 30 September 2026
Current assets		$	$	$
Cash and cash equivalents		14,636,669	23,377,158	11,124,570
Trade and other receivables		2,536	1,832,346	11,333,560
Other financial assets		1,794,731	4,554	14,011,518
Inventories		35,527	52,095	59,449
Other assets		101,777	401,175	77,457
		16,571,240	25,667,328	36,606,554
Less: current liabilities				
Trade and other payables		(2,216,623)	(5,202,441)	(2,420,887)
Other liabilities		(3,278,186)	(4,876,521)	(6,641,744)
Lease liabilities		(25,727)	(15,928)	(12,011)
Borrowings		(228,690)	(530,585)	(216,737)
Employee related provisions		(1,102,729)	(1,076,824)	(1,076,824)
Other provisions		(98,105)	(239,332)	(239,332)
		(6,950,060)	(11,941,631)	(10,607,535)
Net current assets		9,621,180	13,725,697	25,999,019
Less: Total adjustments to net current assets	2(b)	(9,621,180)	(8,539,860)	(8,893,628)
Closing funding surplus / (deficit)		**0**	**5,185,837**	**17,105,391**

(b) Current assets and liabilities excluded from budgeted deficiency

Adjustments to net current assets				
Less: Reserve accounts		(9,971,166)	(9,321,151)	(9,357,154)
Less: Current assets not expected to be received at end of year				
- Financial assets at amortised cost - self supporting loans		(2,536)	(4,554)	(4,554)
Add: Current liabilities not expected to be cleared at the end of the year				
- Current portion of lease liabilities		25,727	15,928	12,011
- Current portion of borrowings		228,690	530,585	216,737
Add: Current liabilities covered by funds held in reserve account				
- Current portion of other provisions		98,105	239,332	239,332
Total adjustments to net current assets	2(a)	**(9,621,180)**	**(8,539,860)**	**(8,893,628)**

(c) Amounts excluded from operating activities

	Adopted Budget Estimates 30 June 2027	YTD Budget Estimates 30 September 2026	YTD Actual 30 September 2026
	$	$	$
Less: Profit on asset disposals	(33,467)	0	(1,740)
Add: Loss on disposal of assets	25,997	0	0
Add: Depreciation	11,813,889	2,953,389	3,922
Movement in current liabilities associated funds held in reserve account:			
- Other provisions	74,936	0	0
Total amounts excluded from operating activities	**11,881,355**	**2,953,389**	**2,182**

(d) Amounts excluded from investing activities

Add: Right of use assets received - non-cash	123,324	0	0
Reconciling item - movement between current assets			
- Financial assets at amortised cost - term deposits	0	0	14,006,964
Total amounts excluded from investing activities	**123,324**	**0**	**14,006,964**

(e) Amounts excluded from financing activities

Non-cash proceeds from new leases	(123,324)	0	0
Total non-cash amounts excluded from financing activities	**(123,324)**	**0**	**0**

CURRENT AND NON-CURRENT CLASSIFICATION

In the determination of whether an asset or liability is current or non-current, consideration is given to the time when each asset or liability is expected to be settled. Unless otherwise stated assets or liabilities are classified as current if expected to be settled within the next 12 months, being the local governments' operational cycle.

SHIRE OF GINGIN
NOTES TO THE STATEMENT OF FINANCIAL ACTIVITY
FOR THE PERIOD ENDED 30 SEPTEMBER 2026

3 EXPLANATION OF MATERIAL VARIANCES

The material variance thresholds are adopted annually by Council as an indicator of whether the actual expenditure or revenue varies from the year to date actual materially.
The material variance adopted by Council for the 2026-27 year is $30,000 or 10.00% whichever is the greater.

Description	Var. $	Var. %	
	$	%	
Revenue from operating activities			
Rates excluding general rates Payment of ex-gratia rates for 2025/26 paid in 2026/27	6,064	2.04%	▲
Grants, subsidies and contributions Planning and development contributions received on finalisation of deed and Direct Road Grant timing	1,203,841	360.32%	▲
Fees and charges Additional fees and charges from building, parking fees, domestic refuse and waste management fees above budgeted for this period of time.	64,451	2.04%	▲
Interest revenue Timing of bank interest	46,239	770.65%	▲
Other revenue Sucessful insurance claims	32,658	28.28%	▲
Profit on asset disposals Timing on disposal of assets	1,740	0.00%	▲
Expenditure from operating activities			
Employee costs Timing of payroll payments and training and on costs	321,528	14.23%	▲
Materials and contracts Timing of maintenance work and other non-discretionary spending	507,029	16.63%	▲
Utility charges Billing cycle timing for utilities	30,577	20.83%	▲
Depreciation Depreciation not yet raised	2,949,467	99.87%	▲
Finance costs Accrued interest on loans	(10,858)	(107.84%)	▼
Other expenditure Timing of environmental allocation to groups and community grants program payments	(28,841)	(36.71%)	▼
Amounts excluded from operating activities Depreciation not yet raised	(2,951,207)	(99.93%)	▼
Inflows from investing activities			
Proceeds from capital grants, subsidies and contributions Timing of capital grants	3,600	0.00%	▲
Outflows from investing activities			
Payments for financial assets at amortised cost - term deposits Term Deposits over 3 months	(14,006,964)	0.00%	▼
Amounts excluded from investing activities Term Deposits over 3 months	14,006,964	0.00%	▲
Outflows from financing activities			
Transfer to reserves Transfer to reserves done as end of year process	(36,003)	0.00%	▼
Surplus or deficit at the start of the financial year End of year processes ongoing	251,536	5.10%	▲
Surplus or deficit after imposition of general rates	2,375,225	16.12%	▲

SHIRE OF GINGIN

SUPPLEMENTARY INFORMATION

TABLE OF CONTENTS

1	Key information	2
2	Key information - graphical	3
3	Cash and financial assets	4
4	Reserve accounts	5
5	Capital acquisitions	6
6	Disposal of assets	8
7	Receivables	9
8	Other current assets	10
9	Payables	11
10	Borrowings	12
11	Lease liabilities	13
12	Other current liabilities	14
13	Grants and contributions	15
14	Capital grants and contributions	16

BASIS OF PREPARATION - SUPPLEMENTARY INFORMATION

Supplementary information is presented for information purposes. The information does not comply with the disclosure requirements of the Australian Accounting Standards.

SHIRE OF GINGIN
SUPPLEMENTARY INFORMATION
FOR THE PERIOD ENDED 30 SEPTEMBER 2026

1 KEY INFORMATION

Funding Surplus or Deficit Components

Funding surplus / (deficit)

	Adopted Budget	YTD Budget (a)	YTD Actual (b)	Var. $ (b)-(a)
Opening	$4.93 M	$4.93 M	$5.19 M	$0.25 M
Closing	$0.00 M	$14.73 M	$17.11 M	$2.38 M

Refer to Statement of Financial Activity

Cash and cash equivalents

	$11.12 M	% of total
Unrestricted Cash	$9.77 M	87.8%
Restricted Cash	$1.36 M	12.2%

Refer to 3 - Cash and Financial Assets

Payables

	$2.42 M	% Outstanding
Trade Payables	$0.26 M	
0 to 30 Days		100.0%
Over 30 Days		0.0%
Over 90 Days		0.0%

Refer to 9 - Payables

Receivables

	$2.26 M	% Collected
Rates Receivable	$9.08 M	32.7%
Trade Receivable	$2.26 M	% Outstanding
Over 30 Days		87.5%
Over 90 Days		86.6%

Refer to 7 - Receivables

Key Operating Activities

Amount attributable to operating activities

Adopted Budget	YTD Budget (a)	YTD Actual (b)	Var. $ (b)-(a)
($0.05 M)	$10.48 M	$12.63 M	$2.16 M

Refer to Statement of Financial Activity

Rates Revenue

YTD Actual	$12.63 M	% Variance
YTD Budget	$12.64 M	(0.1%)

Grants and Contributions

YTD Actual	$1.54 M	% Variance
YTD Budget	$0.33 M	360.3%

Refer to 13 - Grants and Contributions

Fees and Charges

YTD Actual	$3.22 M	% Variance
YTD Budget	$3.15 M	2.0%

Refer to Statement of Financial Activity

Key Investing Activities

Amount attributable to investing activities

Adopted Budget	YTD Budget (a)	YTD Actual (b)	Var. $ (b)-(a)
($4.23 M)	($0.36 M)	($0.36 M)	$0.00 M

Refer to Statement of Financial Activity

Proceeds on sale

YTD Actual	$0.03 M	%
Adopted Budget	$0.26 M	(89.3%)

Refer to 6 - Disposal of Assets

Asset Acquisition

YTD Actual	$0.39 M	% Spent
Adopted Budget	$12.24 M	(96.8%)

Refer to 5 - Capital Acquisitions

Capital Grants

YTD Actual	$0.00 M	% Received
Adopted Budget	$7.75 M	(100.0%)

Refer to 5 - Capital Acquisitions

Key Financing Activities

Amount attributable to financing activities

Adopted Budget	YTD Budget (a)	YTD Actual (b)	Var. $ (b)-(a)
($0.65 M)	($0.32 M)	($0.35 M)	($0.04 M)

Refer to Statement of Financial Activity

Borrowings

Principal repayments	($0.31 M)
Interest expense	($0.02 M)
Principal due	$1.48 M

Refer to 10 - Borrowings

Reserves

Reserves balance	$9.36 M
Net Movement	$0.04 M

Refer to 4 - Cash Reserves

Lease Liability

Principal repayments	($0.00 M)
Interest expense	($0.00 M)
Principal due	$0.01 M

Refer to Note 11 - Lease Liabilites

This information is to be read in conjunction with the accompanying Financial Statements and notes.

SHIRE OF GINGIN
SUPPLEMENTARY INFORMATION
FOR THE PERIOD ENDED 30 SEPTEMBER 2026

2 KEY INFORMATION - GRAPHICAL

OPERATING ACTIVITIES

OPERATING REVENUE

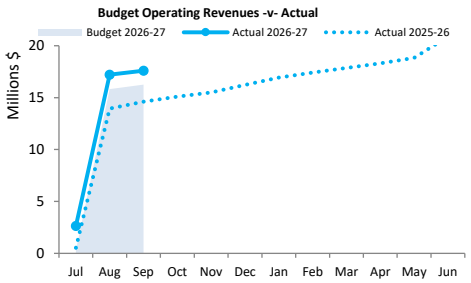

OPERATING EXPENSES

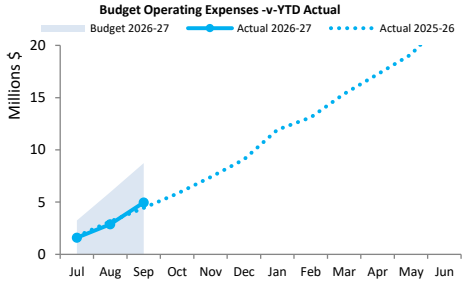

INVESTING ACTIVITIES

CAPITAL REVENUE

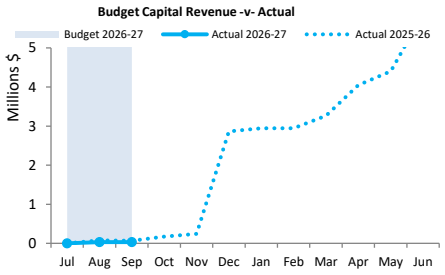

CAPITAL EXPENSES

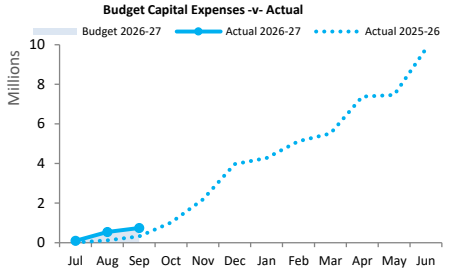

FINANCING ACTIVITIES

BORROWINGS

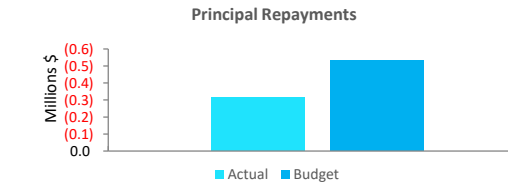

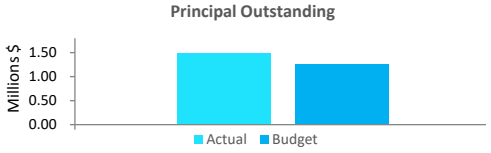

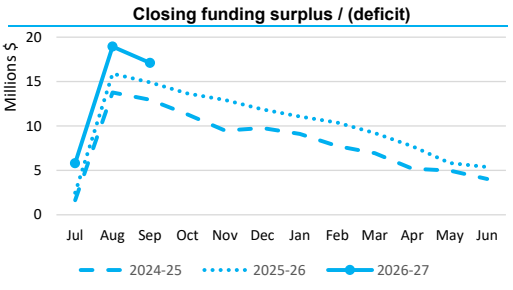

RESERVES

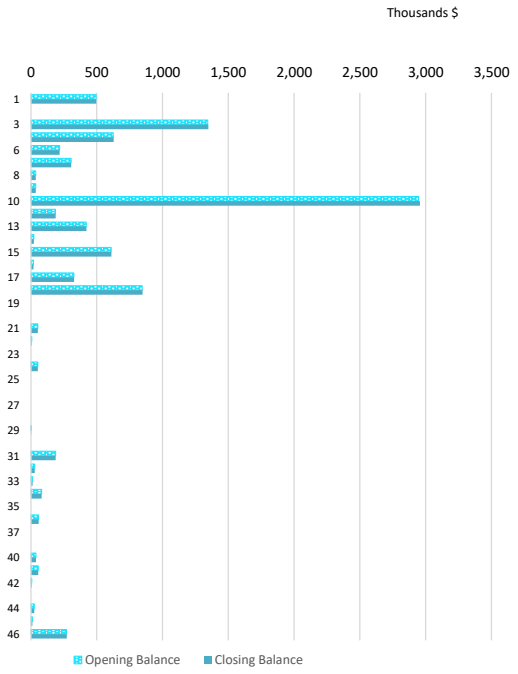

Refer to Note 4 - Reserves

This information is to be read in conjunction with the accompanying Financial Statements and Notes.

SHIRE OF GINGIN
SUPPLEMENTARY INFORMATION
FOR THE PERIOD ENDED 30 SEPTEMBER 2026

3 CASH AND CASH EQUIVALENTS

Description	Classification	Unrestricted	Reserve Accounts	Total	Trust	Institution	Interest Rate	Maturity Date
		$	$	$	$			
Municipal Bank Account	Cash and cash equivalents	6,765,616	0	6,765,616	0	Bendigo Bank	0.00%	at call
Reserve Bank Account	Cash and cash equivalents	0	1,357,154	1,357,154	0	Bendigo Bank	3.60%	at call
Cash on hand	Cash and cash equivalents	1,800	0	1,800	0	Petty Cash/Till float	N/A	at call
Term Deposit Municipal	Cash and cash equivalents	3,000,000	0	3,000,000	0	Bendigo Bank	4.80%	Oct-26
Total		**9,767,416**	**1,357,154**	**11,124,570**	**0**			
Comprising								
Cash and cash equivalents		9,767,416	1,357,154	11,124,570	0			
		9,767,416	**1,357,154**	**11,124,570**	**0**			

KEY INFORMATION
Cash and cash equivalents include cash on hand, cash at bank, deposits available on demand with banks and other short term highly liquid investments with original maturities of three months or less that are readily convertible to known amounts of cash and which are subject to an insignificant risk of changes in value.
Bank overdrafts are reported as short term borrowings in current liabilities in the statement of net current assets.

The local government classifies financial assets at amortised cost if both of the following criteria are met:
- the asset is held within a business model whose objective is to collect the contractual cashflows, and
- the contractual terms give rise to cash flows that are solely payments of principal and interest.

Financial assets at amortised cost held with registered financial institutions are listed in this note, other financial assets at amortised cost are provided in Note 8 - Other assets.

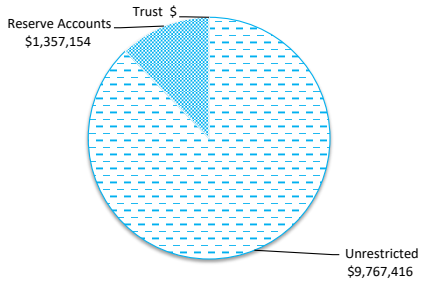

SHIRE OF GINGIN
SUPPLEMENTARY INFORMATION
FOR THE PERIOD ENDED 30 SEPTEMBER 2026

4 RESERVE ACCOUNTS

	Budget				Actual			
Reserve account name	Opening Balance	Transfers In (+)	Transfers Out (-)	Closing Balance	Opening Balance	Transfers In (+)	Transfers Out (-)	Closing Balance
	$	$	$	$	$	$	$	$
Reserve accounts restricted by legislation								
Public Open Space	38,094	1,348	0	39,442	38,094	147	0	38,241
Reserve accounts restricted by Council								
LSL Annual Sick Leave and Staff Contingency	494,495	17,501	0	511,996	494,495	1,910	0	496,405
Plant and Equipment Reserve	1,333,795	47,205	(374,478)	1,006,522	1,343,709	5,190	0	1,348,899
Land and Buildings Reserve	727,807	25,758	0	753,565	626,129	2,418	0	628,547
Guilderton Caravan Park Reserve	217,813	107,709	0	325,522	217,813	841	0	218,654
Shire Recreation Development Reserve	304,946	10,792	0	315,738	304,946	1,178	0	306,124
Redfield Park Reserve	36,217	1,282	0	37,499	36,217	140	0	36,357
Ocean Farm Recreation Reserve	35,862	1,269	0	37,131	35,862	139	0	36,001
Tip Rationalisation Reserve	3,437,538	521,657	(860,520)	3,098,675	2,945,345	11,376	0	2,956,721
Lancelin Community Sport and Recreation Reserve	205,926	36,394	0	242,320	186,280	720	0	187,000
Community Infrastructure	414,963	351,499	0	766,462	420,563	1,624	0	422,187
Staff Housing Reserve	21,532	762	0	22,294	21,532	83	0	21,615
Future Infrastructure Reserve	609,163	21,559	0	630,722	609,163	2,353	0	611,516
Guilderton Country Club Reserve	18,755	9,143	0	27,898	18,755	72	0	18,827
Coastal Management Reserve - Coastal Inundation	286,841	110,152	(175,250)	221,743	326,341	1,260	0	327,601
Guilderton Foreshore Reserve	842,570	90,613	0	933,183	845,463	3,266	0	848,729
Seniors Housing Reserve	56,647	31,305	0	87,952	52,905	204	0	53,109
Gingin Railway Station Reserve	6,614	234	0	6,848	6,614	26	0	6,640
Contributions to Roads Reserve - Cullalla Road Intersection	51,937	1,838	0	53,775	51,937	201	0	52,138
Contribution to Roads Reserve - Chitna Road	3,462	123	0	3,585	3,462	13	0	3,475
Contribution to Roads Reserve - Balance of Muni Funds	179,344	6,347	0	185,691	187,410	724	0	188,134
Community Infrastructure Reserve - Lower Coastal Fire Control	29,086	1,029	0	30,115	29,086	112	0	29,198
Community Infrastructure Reserve - Gingin Logo Plates	11,802	718	0	12,520	11,802	46	0	11,848
Community Infrastructure Reserve - Gingin Ambulance	80,864	8,862	0	89,726	80,865	312	0	81,177
Community Infrastructure - Lancelin Ambulance	58,005	20,053	0	78,058	58,005	224	0	58,229
Guilderton Trailer Parking Reserve	55,013	6,987	0	62,000	55,171	213	0	55,384
Gingin Outdoor Activity Space (GOAS) Playground	6,084	215	0	6,299	6,084	24	0	6,108
Community Resilience Reserve	25,567	905	(25,567)	905	25,567	99	0	25,666
Contribution to Roads Reserve - Aurisch Road Maintenance	28,267	18,979	(17,979)	29,267	11,067	43	0	11,110
Community Infrastructure - Development Reserve Fund Lot 601 Broc	270,469	58,244	0	328,713	270,469	1,045	0	271,514
Community Facilities Fund	0	25,000	0	25,000	0	0	0	0
	9,889,478	**1,535,482**	**(1,453,794)**	**9,971,166**	**9,321,151**	**36,003**	**0**	**9,357,154**

SHIRE OF GINGIN
SUPPLEMENTARY INFORMATION
FOR THE PERIOD ENDED 30 SEPTEMBER 2026

5 CAPITAL ACQUISITIONS

Capital acquisitions	Adopted Budget	YTD Budget	YTD Actual	YTD Variance
	$	$	$	$
Buildings - non specialised	39,615	39,615	31,987	(7,628)
Buildings - specialised	538,321	66,119	66,195	76
Plant and equipment	1,581,070	166,700	171,476	4,776
PPE - Vehicles	219,228	74,228	74,188	(40)
Acquisition of property, plant and equipment	**2,378,234**	**346,662**	**343,847**	**(2,815)**
Infrastructure - roads	3,238,624	0	11,993	11,993
Infrastructure - Footpaths and cycleways	300,000	0	11,818	11,818
Infrastructure - Parks and ovals	318,600	25,000	24,000	(1,000)
Infrastructure - Other	260,000	20,000	0	(20,000)
Infrastructure - Bridges	5,057,995	0	0	0
Infrastructure - Landfill assets	690,520	0	0	0
Infrastructure - Work in progress	0	0	0	0
Acquisition of infrastructure	**9,865,739**	**45,000**	**47,811**	**2,811**
Total capital acquisitions	**12,243,973**	**391,662**	**391,657**	**(5)**
Capital Acquisitions Funded By:				
Capital grants and contributions	7,749,172	0	3,600	3,600
Lease liabilities	123,324	0	0	0
Other (disposals & C/Fwd)	256,000	30,000	27,273	(2,727)
Reserve accounts				
Plant and Equipment Reserve	374,478	0	0	0
Tip Rationalisation Reserve	860,520	0	0	0
Coastal Management Reserve - Coastal Inundation	175,250	0	0	0
Contribution to Roads Reserve - Balance of Muni Funds	0	0	0	0
Community Infrastructure Reserve - Lower Coastal Fire Contr	0	0	0	0
Community Infrastructure Reserve - Gingin Logo Plates	0	0	0	0
Community Infrastructure Reserve - Gingin Ambulance	0	0	0	0
Community Infrastructure - Lancelin Ambulance	0	0	0	0
Guilderton Trailer Parking Reserve	0	0	0	0
Gingin Outdoor Activity Space (GOAS) Playground	0	0	0	0
Community Resilience Reserve	25,567	0	0	0
Contribution to Roads Reserve - Aurisch Road Maintenance	17,979	0	0	0
Community Infrastructure - Development Reserve Fund Lot 6	0	0	0	0
Community Facilities Fund	0	0	0	0
Contribution - operations	2,661,683	361,662	360,785	(877)
Capital funding total	**12,243,973**	**391,662**	**391,657**	**(5)**

KEY INFORMATION

Initial recognition

An item of property, plant and equipment or infrastructure that qualifies for recognition as an asset is measured at its cost.

Upon initial recognition, cost is determined as the amount paid (or other consideration given) to acquire the assets, plus costs incidental to the acquisition. The cost of non-current assets constructed by the Shire includes the cost of all materials used in construction, direct labour on the project and an appropriate proportion of variable and fixed overheads. For assets acquired at zero cost or otherwise significantly less than fair value, cost is determined as fair value at the date of acquisition.

Assets for which the fair value as at the date of acquisition is under $5,000 are not recognised as an asset in accordance with *Local Government (Financial Management) Regulation 17A(5).* These assets are expensed immediately.

Where multiple individual low value assets are purchased together as part of a larger asset or collectively forming a larger asset exceeding the threshold, the individual assets are recognised as one asset and capitalised.

Individual assets that are land, buildings and infrastructure acquired between scheduled revaluation dates of the asset class in accordance with the Shire's revaluation policy, are recognised at cost and disclosed as being at reportable value.

Measurement after recognition

Plant and equipment including furniture and equipment and right-of-use assets (other than vested improvements) are measured using the cost model as required under *Local Government (Financial Management) Regulation 17A(2).* Assets held under the cost model are carried at cost less accumulated depreciation and any impairment losses being their reportable value.

Reportable Value

In accordance with *Local Government (Financial Management) Regulation 17A(2),* the carrying amount of non-financial assets that are land and buildings classified as property, plant and equipment, investment properties, infrastructure or vested improvements that the local government controls.

Reportable value is for the purpose of *Local Government (Financial Management) Regulation 17A(4)* is the fair value of the asset at its last valuation date minus (to the extent applicable) the accumulated depreciation and any accumulated impairment losses in respect of the non-financial asset subsequent to its last valuation date.

SHIRE OF GINGIN
SUPPLEMENTARY INFORMATION
FOR THE PERIOD ENDED 30 SEPTEMBER 2026

5 CAPITAL ACQUISITIONS (CONTINUED) - DETAILED

Capital expenditure total
Level of completion indicators

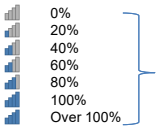

0%
20%
40%
60%
80%
100%
Over 100%

Percentage Year to Date Actual to Annual Budget expenditure where the expenditure over budget highlighted in red.

		Account Description	Adopted Budget	YTD Budget	YTD Actual	Variance (Under)/Over
			$	$	$	$
0.00	BC11100	Granville Civic Centre - Building (Capital)	86,680	0	0	0
0.39	BC11160	Guilderton Hall - Building (Capital)	23,125	10,000	9,113	887
0.55	BC11170	Seabird Hall - Building (Capital)	7,000	4,000	3,880	120
0.00	BC11190	Lancelin Hall - Building (Capital)	10,000	0	0	0
1.00	BC11200	Gingin Aquatic Centre Building Operations - Building	13,837	5,840	5,840	0
0.74	BC11312	Gingin Bowling Club - Building (Capital)	12,000	10,000	8,900	1,100
0.75	BC11319	Gingin Recreation Centre - Building (Capital)	20,000	12,800	14,983	(2,183)
0.16	BC1154	Ablution Facility Silver Creek - Building (Capital	34,240	5,604	5,604	(0)
0.99	BC12200	Gingin Depot - Building (Capital)	6,200	6,200	6,165	35
0.75	BC12290	Lancelin/Ledge Point Depot - Building (Capital)	12,415	12,415	9,297	3,118
0.00	BC13243	Sovereign Hill Entry Statement - Building (Capital)	40,000	0	0	0
0.00	BC13260	Guilderton Caravan Park - Building (Capital)	100,000	0	0	0
0.00	BC13290	Lancelin South Caravan Park - Building (Capital)	0	0	115	(115)
0.00	BC14200	Gingin Administration Office - Building (Capital)	100,000	0	0	0
0.00	BC5100	Gingin Colocation Fire Facility - Building (Capital)	27,021	0	0	0
0.00	BC5180	Ledge Point Fire Shed - Building (Capital)	10,000	0	0	0
0.82	BC9105	Staff Housing - Building (Capital)	15,000	15,000	12,345	2,655
0.70	BC9400	Seniors Units - Gingin - Building (Capital)	6,000	6,000	4,180	1,820
0.00	BC9490	Seniors Units - Lancelin - Building (Capital)	17,000	0	0	0
0.48	BSR0001	Bus Shelter Replacement Program	37,418	17,875	17,876	(1)
0.00	P011	Backhoe GG011 - Plant Capital	200,000	0	0	0
1.00	P017	Isuzu Utility 4WD Space Cab (tipper) - Guilderton	74,228	74,228	74,188	40
1.00	P020	Isuzu D-Max 4x4 3.0L Turbo Space Cab GG020 - Plant	66,250	66,250	66,197	53
0.00	P026	Loader GG026- Plant Capital	350,000	0	0	0
0.00	P043	Isuzu Space Cab Utility- GG043	75,000	0	0	0
0.00	P048	Crew Cab Truck GG048 - Plant Capital	208,370	0	0	0
0.00	P073	Isuzu Utility 4WD Space Cab - Ranger 1 GG073	70,000	0	0	0
0.00	P088	Replacement of 8 Wheeler Truck GG088	280,000	0	0	0
1.00	P12552	Trailer- GG12552	12,725	12,725	12,749	(24)
1.00	P12553	Trailer- GG12553	12,725	12,725	12,749	(24)
0.00	P5	Isuzu D-Max Terrain 4x4 Utility 5GG - Plant Capital	60,000	0	19	(19)
0.00	P8	Utility Isuzu 4WD Dual Cab MSP 8GG - Capital Project	60,000	0	0	0
0.00	PE07700	Gingin Medical Centre - Plant Capital	0	0	7,069	(7,069)
0.80	PE11200	Gingin Aquatic Centre - Plant Capital	91,000	75,000	72,693	2,307
0.00	PE14200	Administration Office Furniture & Equip	70,000	0	0	0
0.00	PNEW10	Purchase of secondhand loader	35,000	0	0	0
0.00	PNEW11	Purchase of secondhand loader for refuse site	35,000	0	0	0
0.00	PNEW12	Purchase of secondhand track loader	100,000	0	0	0
0.00	141302120	TOUR - Building - Specialised (Capital)	0	0	-115	115
0.00	BR661	Weld St Bridge - Bridge (Capital)	5,057,995	0	0	0
0.00	BS001	Mooliabeenee Road (BS)	150,000	0	0	0
0.00	DC000	Drainage Construction	31,519	0	0	0
0.00	DC097	Brockman Street - Gingin - Drainage Capital	150,000	0	0	0
0.00	DC178	Edward Street - Gingin - Drainage Capital 25-26 Project	0	0	2,700	(2,700)
0.00	FC000	Footpath Construction - Lancelin 25-26 Project	0	0	11,818	(11,818)
0.00	FC098	Brockman Street - Gingin - Footpath Capital	300,000	0	0	0
0.00	LF10100	Construction Costs Capital Gingin Landfill	316,160	0	0	0
0.00	LF10170	Construction Costs Capital Seabird Landfill	344,360	0	0	0
0.00	LF10190	Construction Costs Capital Lancelin Landfill	30,000	0	0	0
0.00	OC10700	Gingin Cemetery Fence and Driveway	100,000	0	0	0
0.00	OC12201	Gingin Rural Industrial Depot - Infrastructure Other	120,000	20,000	0	20,000
0.00	PC11261	Guilderton Foreshore Capital Project	15,000	0	0	0
0.00	PC11312	Gingin Bowling Clubs	15,000	0	0	0
0.96	PC11330	Woodridge Recreation Ground	25,000	25,000	24,000	1,000
0.00	PC11360	Guilderton Skate Park/Mini Golf	8,000	0	0	0
0.00	PC1170	Seabird Douglas Park Infrastructure Parks & Garden	5,100	0	0	0
0.00	PC1191	Lancelin Wangaree Park (Capital)	20,000	0	0	0
0.00	PC1192	Lancelin Harold Park - Infrastructure Parks & Garden	25,000	0	0	0
0.00	PC13260	Guilderton Caravan Park Infrastructure	100,000	0	0	0
0.00	R2R001	Mooliabeenee Road (R2R)	0	0	7,990	(7,990)
0.00	R2R020	Cheriton Road (R2R)	270,000	0	0	0
0.00	R2R052	Bennies Road (R2R)	600,360	0	0	0
0.00	RC003	Cowalla Road (Capital)	35,000	0	0	0
0.00	RC004	Beermullah Road West (Capital)	15,219	0	0	0
0.00	RC007	Sappers Road (Capital)	8,862	0	0	0
0.03	RC009	Guilderton Road - Rural (Capital)	13,739	0	403	(403)
0.02	RC039	Cullalla Road (Capital)	30,000	0	602	(602)
0.00	RC048	Telephone Road (Capital)	400,000	0	149	(149)
0.00	RRG003	Cowalla Road (RRG)	1,533,925	0	149	(149)
0.00	TD0001	Gingin Heritage Trail Upgrade	105,500	0	0	0
0.00	140904900	Lancelin Aged Units Fencing Replacement	40,000	0	0	0
0.03		**Total**	**12,243,973**	**391,662**	**391,657**	**5**

SHIRE OF GINGIN
SUPPLEMENTARY INFORMATION
FOR THE PERIOD ENDED 30 SEPTEMBER 2026

6 DISPOSAL OF ASSETS

Asset Ref.	Asset description	Budget Net Book Value	Budget Proceeds	Budget Profit	Budget (Loss)	YTD Actual Net Book Value	YTD Actual Proceeds	YTD Actual Profit	YTD Actual (Loss)
		$	$	$	$	$	$	$	$
	Buildings								
	Sovereign Hill Entry Statement	15,155	0	0	(15,155)	0	0	0	0
	Plant and equipment								
	GG026 - Case loader	50,000	50,000	0	0	0	0	0	0
	GG011 - Backhoe	40,000	50,000	10,000	0	0	0	0	0
	GG088 - 8 wheeler truck	28,000	40,000	12,000	0	0	0	0	0
	Vehicles								
	GG048 - Crew cab truck	25,000	30,000	5,000	0	0	0	0	0
	GG017 - Space cab utility	10,533	13,000	2,467	0	10,533	11,818	1,285	0
	GG020 - Space cab utility	15,000	17,000	2,000	0	15,000	15,455	455	0
	GG073 - Space cab utility	17,379	12,000	0	(5,379)	0	0	0	0
	8GG - Dual cab utility	13,463	12,000	0	(1,463)	0	0	0	0
	GG043 - Space cab utility	16,000	12,000	0	(4,000)	0	0	0	0
	5GG - Dual cab utility	18,000	20,000	2,000	0	0	0	0	0
		248,530	**256,000**	**33,467**	**(25,997)**	**25,533**	**27,273**	**1,740**	**0**

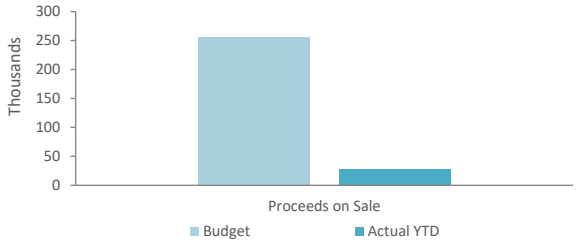

SHIRE OF GINGIN
SUPPLEMENTARY INFORMATION
FOR THE PERIOD ENDED 30 SEPTEMBER 2026

7 RECEIVABLES

Rates receivable	30 Jun 2026	30 Sep 2026
	$	$
Opening arrears previous year	572,666	854,891
Levied this year	12,025,936	12,636,999
Less - collections to date	(11,743,711)	(4,413,581)
Net rates collectable	**854,891**	**9,078,309**
% Collected	93.2%	32.7%

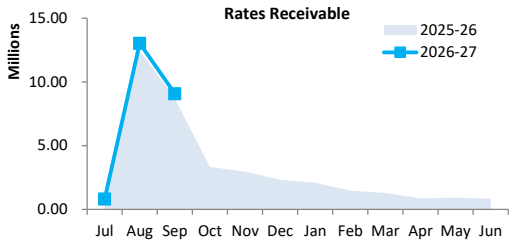

Receivables - general	Credit	Current	30 Days	60 Days	90+ Days	Total
	$	$	$	$	$	$
Receivables - general	(8,670)	311,807	19,979	3,160	2,109,493	2,435,768
Percentage	(0.4%)	12.8%	0.8%	0.1%	86.6%	
Balance per trial balance						
Trade receivables						2,435,768
GST receivable						(140,545)
Allowance for impairment of receivables from contracts with customers						(39,972)
Total receivables general outstanding						**2,255,251**

Amounts shown above include GST (where applicable)

KEY INFORMATION

Trade and other receivables include amounts due from ratepayers for unpaid rates and service charges and other amounts due from third parties for goods sold and services performed in the ordinary course of business.

Trade receivables are recognised at original invoice amount less any allowances for uncollectable amounts (i.e. impairment). The carrying amount of net trade receivables is equivalent to fair value as it is due for settlement within 30 days.

Classification and subsequent measurement

Receivables which are generally due for settlement within 30 days except rates receivables which are expected to be collected within 12 months are classified as current assets. All other receivables such as, deferred pensioner rates receivable after the end of the reporting period are classified as non-current assets.

Trade and other receivables are held with the objective to collect the contractual cashflows and therefore the Shire measures them subsequently at amortised cost using the effective interest rate method.

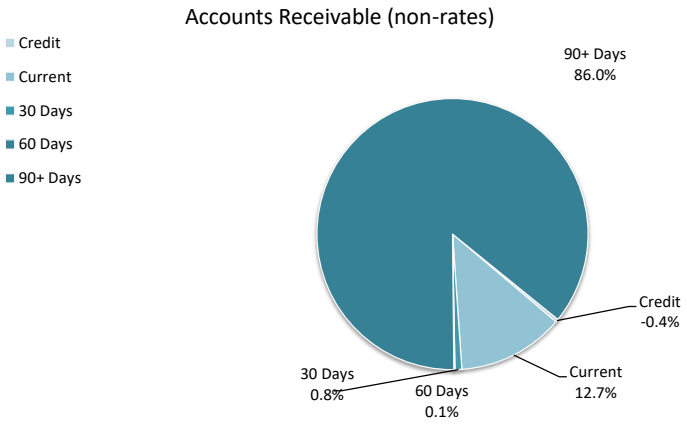

SHIRE OF GINGIN
SUPPLEMENTARY INFORMATION
FOR THE PERIOD ENDED 30 SEPTEMBER 2026

8 OTHER CURRENT ASSETS

Other current assets	Opening Balance 1 July 2026	Asset Increase	Asset Reduction	Closing Balance 30 September 20
	$	$	$	$
Other financial assets at amortised cost				
Financial assets at amortised cost - term deposits	0	14,006,964	0	14,006,964
Financial assets at amortised cost - self supporting loans	4,554	0	0	4,554
Inventory				
Fuel	38,484	130,621	(123,268)	45,837
History Books	13,612	0	0	13,612
Other assets				
Prepayments	234,766	0	(234,766)	0
Contract assets	166,409	0	(88,952)	77,457
Total other current assets	**457,825**	**14,137,585**	**(446,986)**	**14,148,424**

Amounts shown above include GST (where applicable)

KEY INFORMATION

Other financial assets at amortised cost

The Shire classifies financial assets at amortised cost if both of the following criteria are met:
- the asset is held within a business model whose objective is to collect the contractual cashflows, and
- the contractual terms give rise to cash flows that are solely payments of principal and interest.

Inventory

Inventories are measured at the lower of cost and net realisable value.
Net realisable value is the estimated selling price in the ordinary course of business less the estimated costs of completion and the estimated costs necessary to make the sale.

Contract assets

A contract asset is the right to consideration in exchange for goods or services the entity has transferred to a customer when that right is conditioned on something other than the passage of time.

SHIRE OF GINGIN
SUPPLEMENTARY INFORMATION
FOR THE PERIOD ENDED 30 SEPTEMBER 2026

9 PAYABLES

Payables - general	Credit	Current	30 Days	60 Days	90+ Days	Total
	$	$	$	$	$	$
Payables - general	0	262,695	0	0	0	262,695
Percentage	0.0%	100.0%	0.0%	0.0%	0.0%	
Balance per trial balance						
Sundry creditors						262,695
ATO liabilities						(50,235)
Bonds & deposits						2,040,551
Prepaid rates (excess rates)						81,681
Accrued expenses						60,417
Accrued interest on loans						25,778
Total payables general outstanding						**2,420,887**

Amounts shown above include GST (where applicable)

KEY INFORMATION

Trade and other payables represent liabilities for goods and services provided to the Shire prior to the end of the period that are unpaid and arise when the Shire becomes obliged to make future payments in respect of the purchase of these goods and services. The amounts are unsecured, are recognised as a current liability and are normally paid within 30 days of recognition. The carrying amounts of trade and other payables are considered to be the same as their fair values, due to their short-term nature.

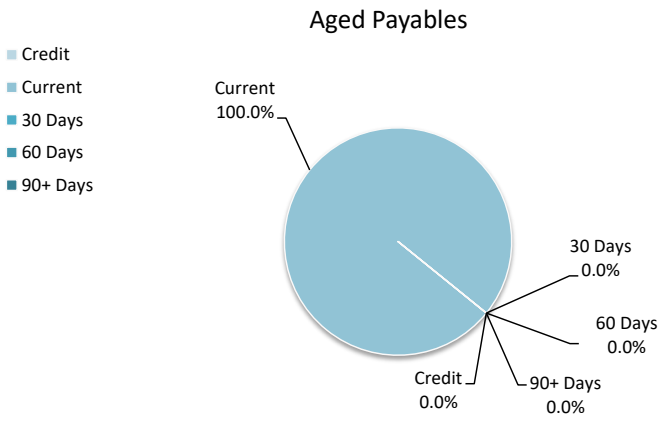

SHIRE OF GINGIN
SUPPLEMENTARY INFORMATION
FOR THE PERIOD ENDED 30 SEPTEMBER 2026

10 BORROWINGS

Repayments - borrowings

Information on borrowings			New Loans		Principal Repayments		Principal Outstanding		Interest Repayments	
Particulars	Loan No.	1 July 2026	Actual	Budget	Actual	Budget	Actual	Budget	Actual	Budget
		$	$	$	$	$	$	$	$	$
Tip Rationalisation Site	111	301,838	0	0	(301,839)	(301,839)	-1	-1	(2,435)	(9,795)
Guilderton Community Hall Extension	114	112,830	0	0	0	(54,437)	112,830	58,393	(2,014)	(7,101)
Regional Hardcourt Facility	120	105,932	0	0	0	(33,018)	105,932	72,914	(1,779)	(6,534)
Lot 44 Weld Street, Gingin	123	51,465	0	0	0	(24,852)	51,465	26,613	(900)	(3,157)
Regional Hardcourt Facility	124A	114,398	0	0	0	(26,870)	114,398	87,528	(1,188)	(4,450)
Seabird Sea Wall	127	12,009	0	0	(12,009)	(12,009)	0	0	(22)	(151)
Altus Financials Suite	131	110,145	0	0	0	(10,083)	110,145	100,062	(537)	(2,086)
Gingin Outdoor Activity Space	132	91,657	0	0	0	(17,812)	91,657	73,845	(330)	(1,249)
Lancelin Cunliffe Street Carpark	133	186,433	0	0	0	(23,172)	186,433	163,261	(2,136)	(8,235)
Land for Future Gingin Sporting Precinct	134	701,608	0	0	0	(24,011)	701,608	677,597	(9,356)	(37,109)
		1,788,315	0	0	(313,848)	(528,103)	1,474,467	1,260,212	(20,696)	(79,867)
Self supporting loans										
Ledge Point Country Club Cool Room		7,609	0	0	0	(2,482)	7,609	5,127	(41)	(151)
		7,609	0	0	0	(2,482)	7,609	5,127	(41)	(151)
Total		**1,795,924**	**0**	**0**	**(313,848)**	**(530,585)**	**1,482,076**	**1,265,339**	**(20,737)**	**(80,018)**
Current borrowings		530,585					216,737			
Non-current borrowings		1,265,339					1,265,339			
		1,795,924					**1,482,076**			

All debenture repayments were financed by general purpose revenue.
Self supporting loans are financed by repayments from third parties.

KEY INFORMATION
The City has elected to recognise borrowing costs as an expense when incurred regardless of how the borrowings are applied.

Fair values of borrowings are not materially different to their carrying amounts, since the interest payable on those borrowings is either close to current market rates or the borrowings are of a short term nature.

SHIRE OF GINGIN
SUPPLEMENTARY INFORMATION
FOR THE PERIOD ENDED 30 SEPTEMBER 2026

11 LEASE LIABILITIES

Movement in carrying amounts

Information on leases			New Leases		Principal Repayments		Principal Outstanding		Interest Repayments	
Particulars	**Lease No.**	**1 July 2026**	**Actual**	**Budget**	**Actual**	**Budget**	**Actual**	**Budget**	**Actual**	**Budget**
		$	$	$	$	$	$	$	$	$
Lancelin administration office	1B	8,077	0		(1,988)	(8,077)	6,089	0	(77)	(182)
Photocopier	2A	10,547	0		(1,929)	(7,851)	8,618	2,695	(79)	(315)
GG09 Vehicle lease	TBC	0	0	123,324	0	(18,292)	0	105,032	0	(5,293)
Total		**18,624**	**0**	**123,324**	**(3,917)**	**(34,220)**	**14,707**	**107,727**	**(156)**	**(5,790)**
Current lease liabilities		15,928					12,011			
Non-current lease liabilities		2,696					2,696			
		18,624					**14,707**			

All lease repayments were financed by general purpose revenue.

KEY INFORMATION
At inception of a contract, the Shire assesses if the contract contains or is a lease. A contract is or contains a lease, if the contract conveys the right to control the use of an identified asset for a period of time in exchange for consideration. At the commencement date, a right of use asset is recognised at cost and lease liability at the present value of the lease payments that are not paid at that date. The lease payments are discounted using that date. The lease payments are discounted using the interest rate implicit in the lease, if that rate can be readily determined. If that rate cannot be readily determined, the Shire uses its incremental borrowing rate.

All contracts classified as short-term leases (i.e. a lease with a remaining term of 12 months or less) and leases of low value assets are recognised as an operating expense on a straight-line basis over the term of the lease.

SHIRE OF GINGIN
SUPPLEMENTARY INFORMATION
FOR THE PERIOD ENDED 30 SEPTEMBER 2026

12 OTHER CURRENT LIABILITIES

Other current liabilities	Note	Opening Balance 1 July 2026	Liability transferred from/(to) non current	Liability Increase	Liability Reduction	Closing Balance 30 September 2026
		$	$	$	$	$
Other liabilities						
Contract liabilities		618,616	0	200,886	(2,705)	816,797
Capital grant/contributions liabilities		4,257,905	0	1,567,042	0	5,824,947
Total other liabilities		4,876,521	0	1,767,928	(2,705)	6,641,744
Employee Related Provisions						
Provision for annual leave		633,202	0	0	0	633,202
Provision for long service leave		443,622	0	0	0	443,622
Total Provisions		1,076,824	0	0	0	1,076,824
Other Provisions						
Provision for Landfill rehabilitation		239,332	0	0	0	239,332
Total Other Provisions		239,332	0	0	0	239,332
Total other current liabilities		**6,192,677**	**0**	**1,767,928**	**(2,705)**	**7,957,900**

Amounts shown above include GST (where applicable)

A breakdown of contract liabilities and associated movements is provided on the following pages at Note 13 and 14

KEY INFORMATION

Provisions

Provisions are recognised when the Shire has a present legal or constructive obligation, as a result of past events, for which it is probable that an outflow of economic benefits will result and that outflow can be reliably measured.
Provisions are measured using the best estimate of the amounts required to settle the obligation at the end of the reporting period.

Employee Related Provisions

Short-term employee benefits

Provision is made for the Shire's obligations for short-term employee benefits. Short-term employee benefits are benefits (other than termination benefits) that are expected to be settled wholly before 12 months after the end of the annual reporting period in which the employees render the related service, including wages, salaries and sick leave. Short-term employee benefits are measured at the (undiscounted) amounts expected to be paid when the obligation is settled.
The Shire's obligations for short-term employee benefits such as wages, salaries and sick leave are recognised as a part of current trade and other payables in the calculation of net current assets.

Other long-term employee benefits

The Shire's obligations for employees' annual leave and long service leave entitlements are recognised as employee related provisions in the statement of financial position.

Long-term employee benefits are measured at the present value of the expected future payments to be made to employees. Expected future payments incorporate anticipated future wage and salary levels, durations of service and employee departures and are discounted at rates determined by reference to market yields at the end of the reporting period on government bonds that have maturity dates that approximate the terms of the obligations. Any remeasurements for changes in assumptions of obligations for other long-term employee benefits are recognised in profit or loss in the periods in which the changes occur. The Shire's obligations for long-term employee benefits are presented as non-current provisions in its statement of financial position, except where the Shire does not have an unconditional right to defer settlement for at least 12 months after the end of the reporting period, in which case the obligations are presented as current provisions.

Contract liabilities

An entity's obligation to transfer goods or services to a customer for which the entity has received consideration (or the amount is due) from the customer.

Capital grant/contribution liabilities

Grants to acquire or construct recognisable non-financial assets to identified specifications be constructed to be controlled by the Shire are recognised as a liability until such time as the Shire satisfies its obligations under the agreement.

SHIRE OF GINGIN
SUPPLEMENTARY INFORMATION
FOR THE PERIOD ENDED 30 SEPTEMBER 2026

13 GRANTS, SUBSIDIES AND CONTRIBUTIONS

	Unspent grant, subsidies and contributions liability					Grants, subsidies and contributions revenue				
Provider	Liability 1 July 2026	Increase in Liability	Decrease in Liability (As revenue)	Liability 30 Sep 2026	Current Liability 30 Sep 2026	Adopted Budget Revenue	YTD Budget	Annual Budget	Expected	YTD Revenue Actual
	$	$	$	$	$	$	$	$	$	$
Grants and subsidies										
Financial Assistance Grants - General	0	0	0	0	0	290,073	72,519	290,073	290,073	74,036
Financial Assistance Grants - Roads	0	0	0	0	0	247,752	61,938	247,752	247,752	44,105
Seniors Week Grant	0	0	0	0	0	3,000	0	3,000	3,000	0
Australia Day Grant	0	0	0	0	0	10,000	0	10,000	10,000	0
Fire (MAF) Mitigation	0	156,131	0	156,131	156,131	222,000	44,400	222,000	222,000	0
Emergency Services Levy Operating Grant	0	0	0	0	0	262,740	65,685	262,740	262,740	63,137
CAP Grant Funding - Northern Beach Alliance	0	0	0	0	0	22,500	0	22,500	22,500	0
Coast WA Grant Program - Lancelin Coastal Erosion	0	0	0	0	0	270,750	0	270,750	270,750	0
Coast WA Grant Program - Emergency Erosion works	0	0	0	0	0	187,500	0	187,500	187,500	0
Coast WA Grant Program - Lancelin Coastal Erosion	0	0	0	0	0	458,250	0	458,250	458,250	0
CHRMAP Funding	0	0	0	0	0	10,580	0	10,580	10,580	0
CMPAP - Coastal Management Strategy Grant	0	0	0	0	0	20,000	0	20,000	20,000	0
Lancelin Offroad Vehicle Area Wheatbelt Development Commission	0	0	0	0	0	0	0	0	0	0
Science Week Grant - 2 x library events	0	0	0	0	0	3,368	3,368	3,368	3,368	13,268
SLWA Awards Nomination LA	0	0	0	0	0	5,000	0	5,000	5,000	0
SLWA Encouraging Promising Practice Grant LA	0	0	0	0	0	5,000	0	5,000	5,000	0
SLWA Technology Grant Lancelin	0	0	0	0	0	5,000	0	5,000	5,000	0
	0	**156,131**	**0**	**156,131**	**156,131**	**2,023,513**	**247,910**	**2,023,513**	**2,023,513**	**194,546**
Contributions										
Incentives for early payments of rates	0	0	0	0	0	14,000	14,000	14,000	14,000	45,156
BRMO Grant - DFES	109,339	0	0	109,339	109,339				0	
Gingin Resilience Project - Mindaroo Foundation	52,364	0	(2,705)	49,659	49,659	55,000	13,749	55,000	55,000	2,704
Fire management reimbursements	0	0	0	0	0	27,000	6,750	27,000	27,000	0
CESM reimbursements	0	0	0	0	0	100,709	25,177	100,709	100,709	0
BRMC contribution	0	0	0	0	0	74,863	18,714	74,863	74,863	0
Contributions to Youth Week	0	0	0	0	0	3,000	0	3,000	3,000	0
Developer Contributions - Country Heights	0	0	0	0	0	31,200	7,800	31,200	31,200	23,200
Developer Contributions - Lancelin South	0	0	0	0	0	25,000	0	25,000	25,000	932,233
Contributions for halls based community leases	0	0	0	0	0	7,000	0	7,000	7,000	0
Contributions for recreational based community leases	0	0	0	0	0	7,000	0	7,000	7,000	0
				0	0				0	
Ausrisch Road Maintenance	0	0	0	0	0	17,979	0	17,979	17,979	0
Direct Maintenance Grant - State Road Funds to LG	0	0	0	0	0	315,929	0	315,929	315,929	339,901
Guilderton Caravan Park Deposit Liability	456,914			456,914	456,914	0	0	0	0	0
Market Public Liability Insurance	0	0	0	0	0	2,000	0	2,000	2,000	201
DLGSC CCTV Grants Program	0	44,755	0	44,755	44,755	40,686	0	40,686	40,686	0
	618,616	**44,755**	**(2,705)**	**660,666**	**660,666**	**721,366**	**86,190**	**721,366**	**721,366**	**1,343,395**
TOTALS	**618,616**	**200,886**	**(2,705)**	**816,797**	**816,797**	**2,744,879**	**334,100**	**2,744,879**	**2,744,879**	**1,537,941**

SHIRE OF GINGIN
SUPPLEMENTARY INFORMATION
FOR THE PERIOD ENDED 30 SEPTEMBER 2026

14 CAPITAL GRANTS, SUBSIDIES AND CONTRIBUTIONS

	Capital grant/contribution liabilities					Capital grants, subsidies and contributions revenue				
Provider	Liability 1 July 2026	Increase in Liability	Decrease in Liability (As revenue)	Liability 30 Sep 2026	Current Liability 30 Sep 2026	Adopted Budget Revenue	YTD Budget	Annual Budget	Expected	YTD Revenue Actual
	$	$	$	$	$	$	$	$	$	$
Capital grants and subsidies										
DFES - Capital Grant - Buildings	27,021	0	0	27,021	27,021	27,021	0	27,021	27,021	0
Ledge Point Off-road Vehicle Area	12,927	0	0	12,927	12,927	0	0		0	0
State Government Funding Master Trails Plan	40,500	0	0	40,500	40,500	105,500	0	105,500	105,500	0
Roads to Recovery	4,177,457	957,995	0	5,135,452	5,135,452	981,669	0	981,669	981,669	0
Regional Roads Group	0	569,047		569,047	569,047	1,022,616	0	1,022,616	1,022,616	3,600
Roads to Recovery - Special Bridges Funding	0	0	0	0	0	5,057,995	0	5,057,995	5,057,995	0
Roads to Recoery Pathways funding	0	0	0	0	0	54,371	0	54,371	54,371	0
Black Spot Funding	0	40,000	0	40,000	40,000	100,000	0	100,000	100,000	0
Commodity Route Fundign	0	0	0	0	0	400,000	0	400,000	400,000	0
	4,257,905	**1,567,042**	**0**	**5,824,947**	**5,824,947**	**7,749,172**	**0**	**7,749,172**	**7,749,172**	**3,600**

SHIRE OF GINGIN

MONTHLY FINANCIAL REPORT

LOCAL GOVERNMENT ACT 1995
LOCAL GOVERNMENT (FINANCIAL MANAGEMENT) REGULATIONS 1996

TABLE OF CONTENTS

Statement of financial activity		2
Statement of financial position		3
Note 1	Basis of preparation	4
Note 2	Net current assets information	5
Note 3	Explanation of variances	6

SHIRE OF GINGIN
STATEMENT OF FINANCIAL ACTIVITY
FOR THE PERIOD ENDED 31 OCTOBER 2026

	Note	Adopted Budget Estimates (a)	YTD Budget Estimates (b)	YTD Actual (c)	Variance* $ (c) - (b)	Variance* % ((c) - (b))/(b)	Var.
		$	$	$	$	%	
OPERATING ACTIVITIES							
Revenue from operating activities							
General rates		8,791,197	12,643,847	**12,710,277**	66,430	0.53%	▲
Rates excluding general rates		3,862,851	0	**6,064**	6,064		▲
Grants, subsidies and contributions		2,744,879	1,037,635	**2,004,153**	966,518	93.15%	▲
Fees and charges		5,816,326	3,424,199	**3,487,790**	63,591	1.86%	▲
Interest revenue		701,679	43,500	**106,373**	62,873	144.54%	▲
Other revenue		452,912	144,864	**169,435**	24,571	16.96%	▲
Profit on asset disposals		33,467	0	**1,740**	1,740		▲
		22,403,311	**17,294,045**	**18,485,832**	**1,191,787**	6.89%	
Expenditure from operating activities							
Employee costs		(9,040,280)	(3,012,912)	**(2,656,007)**	356,905	11.85%	▲
Materials and contracts		(11,373,764)	(3,789,552)	**(3,334,153)**	455,399	12.02%	▲
Utility charges		(587,850)	(195,768)	**(171,695)**	24,073	12.30%	▲
Depreciation		(11,813,889)	(3,937,852)	**(2,950,587)**	987,265	25.07%	▲
Finance costs		(160,744)	(11,901)	**(27,104)**	(15,203)	(127.75%)	▼
Insurance		(471,292)	(471,292)	**(476,298)**	(5,006)	(1.06%)	
Other expenditure		(864,412)	(103,438)	**(137,593)**	(34,155)	(33.02%)	▼
Loss on asset disposals		(25,997)	0	**0**	0		
		(34,338,228)	**(11,522,715)**	**(9,753,437)**	**1,769,278**	15.35%	
Amounts excluded from operating activities	2(c)	11,881,355	3,937,852	**2,948,847**	(989,005)	(25.12%)	▼
Amount attributable to operating activities		**(53,562)**	**9,709,182**	**11,681,242**	**1,972,060**	20.31%	
INVESTING ACTIVITIES							
Inflows from investing activities							
Proceeds from capital grants, subsidies and contributions		7,749,172	0	**3,600**	3,600		▲
Proceeds from disposal of property, plant and equipment		256,000	30,000	**27,273**	(2,727)	(9.09%)	
Proceeds from financial assets at amortised cost - self supporting loans		4,555	0	**0**	0		
Proceeds from disposal financial assets at amortised cost - term deposits				**(36,296)**	(36,296)		▼
		8,009,727	**30,000**	**(5,423)**	**(35,423)**	(118.08%)	
Outflows from investing activities							
Right of use assets received - non cash		(123,324)	0	**0**	0		
Acquisition of property, plant and equipment		(2,378,234)	(410,226)	**(378,060)**	32,166	7.84%	▲
Acquisition of infrastructure		(9,865,739)	(302,047)	**(66,559)**	235,488	77.96%	▲
Payments for financial assets at amortised cost - term deposits		0	0	**(19,970,668)**	(19,970,668)		▼
		(12,367,297)	**(712,273)**	**(20,415,287)**	**(19,703,014)**	(2766.22%)	
Amounts excluded from investing activities	2(d)	123,324	0	**20,006,964**	20,006,964		▲
Amount attributable to investing activities		**(4,234,246)**	**(682,273)**	**(413,746)**	**268,527**	39.36%	
FINANCING ACTIVITIES							
Inflows from financing activities							
Proceeds from new leases - non-cash		123,324	0	**0**	0		
Transfer from reserves		1,453,794	0	**0**	0		
		1,577,118	**0**	**0**	**0**		
Outflows from financing activities							
Repayment of borrowings		(530,585)	(326,061)	**(326,061)**	0	0.00%	
Payments for principal portion of lease liabilities		(34,220)	(5,231)	**(5,231)**	0	0.00%	
Transfer to reserves		(1,535,482)	0	**(39,749)**	(39,749)		▼
		(2,100,287)	**(331,292)**	**(371,041)**	**(39,749)**	(12.00%)	
Amounts excluded from financing activities	2(e)	(123,324)	0	**0**	0		
Amount attributable to financing activities		**(646,493)**	**(331,292)**	**(371,041)**	**(39,749)**	(12.00%)	
MOVEMENT IN SURPLUS OR DEFICIT							
Surplus or deficit at the start of the financial year	2(a)	4,934,301	4,934,301	**5,185,837**	251,536	5.10%	▲
Amount attributable to operating activities		(53,562)	9,709,182	**11,681,242**	1,972,060	20.31%	▲
Amount attributable to investing activities		(4,234,246)	(682,273)	**(413,746)**	268,527	39.36%	▲
Amount attributable to financing activities		(646,493)	(331,292)	**(371,041)**	(39,749)	(12.00%)	▼
Surplus or deficit after imposition of general rates		**0**	**13,629,918**	**16,082,292**	**2,452,374**	17.99%	▲

KEY INFORMATION

▲▼ Indicates a variance between Year to Date (YTD) Budget and YTD Actual data outside the adopted materiality threshold.
▲ Indicates a variance with a positive impact on the financial position.
▼ Indicates a variance with a negative impact on the financial position.
Refer to Note 3 for an explanation of the reasons for the variance.

This statement is to be read in conjunction with the accompanying notes.

SHIRE OF GINGIN
STATEMENT OF FINANCIAL POSITION
FOR THE PERIOD ENDED 31 OCTOBER 2026

	Actual 30 June 2026	Actual as at 31 October 2026
	$	$
CURRENT ASSETS		
Cash and cash equivalents	23,377,158	10,485,657
Trade and other receivables	1,832,346	4,996,640
Other financial assets	4,554	20,011,518
Inventories	52,095	52,957
Other assets	401,175	0
TOTAL CURRENT ASSETS	25,667,328	35,546,772
NON-CURRENT ASSETS		
Trade and other receivables	164,082	164,082
Other financial assets	160,306	160,306
Property, plant and equipment	69,561,905	69,369,629
Infrastructure	214,970,979	212,662,531
Right-of-use assets	18,126	12,883
TOTAL NON-CURRENT ASSETS	284,875,398	282,369,431
TOTAL ASSETS	310,542,726	317,916,203
CURRENT LIABILITIES		
Trade and other payables	5,202,441	2,596,992
Other liabilities	4,876,521	6,425,210
Lease liabilities	15,928	10,697
Borrowings	530,585	204,524
Employee related provisions	1,076,824	1,076,824
Other provisions	239,332	239,332
TOTAL CURRENT LIABILITIES	11,941,631	10,553,579
NON-CURRENT LIABILITIES		
Lease liabilities	2,696	2,696
Borrowings	1,265,339	1,265,339
Employee related provisions	192,237	192,237
Other provisions	9,406,933	9,406,933
TOTAL NON-CURRENT LIABILITIES	10,867,205	10,867,205
TOTAL LIABILITIES	22,808,836	21,420,784
NET ASSETS	**287,733,890**	**296,495,419**
EQUITY		
Retained surplus	46,149,492	54,871,272
Reserve accounts	9,321,151	9,360,900
Revaluation surplus	232,263,247	232,263,247
TOTAL EQUITY	**287,733,890**	**296,495,419**

This statement is to be read in conjunction with the accompanying notes.

SHIRE OF GINGIN
NOTES TO THE STATEMENT OF FINANCIAL ACTIVITY
FOR THE PERIOD ENDED 31 OCTOBER 2026

1 BASIS OF PREPARATION AND MATERIAL ACCOUNTING POLICIES

BASIS OF PREPARATION

This prescribed financial report has been prepared in accordance with the *Local Government Act 1995* and accompanying regulations.

Local Government Act 1995 requirements
Section 6.4(2) of the Local Government Act 1995 read with the *Local Government (Financial Management) Regulations 1996,* prescribe that the financial report be prepared in accordance with the *Local Government Act 1995* and, to the extent that they are not inconsistent with the Act, the Australian Accounting Standards. The Australian Accounting Standards (as they apply to local governments and not-for-profit entities) and Interpretations of the Australian Accounting Standards Board were applied with exception to the following:

The *Local Government (Financial Management) Regulations 1996* specify that vested land is a right-of-use asset to be measured at cost, and is considered a zero cost concessionary lease. All right-of-use assets under zero cost concessionary leases are measured at zero cost rather than at fair value, except for vested improvements on concessionary land leases such as roads, buildings or other infrastructure which continue to be reported at fair value, as opposed to the vested land which is measured at zero cost. The measurement of vested improvements at fair value is a departure from AASB 16 which would have required the Shire to measure any vested improvements at zero cost.

Local Government (Financial Management) Regulations 1996, regulation 34 prescribes contents of the financial report. Supplementary information does not form part of the financial report.

Accounting policies which have been adopted in the preparation of this financial report have been consistently applied unless stated otherwise. Except for cash flow and rate setting information, the financial report has been prepared on the accrual basis and is based on historical costs, modified, where applicable, by the measurement at fair value of selected non-current assets, financial assets and liabilities.

PREPARATION TIMING AND REVIEW
Date prepared: All known transactions up to 31 October 2026

The local government reporting entity
All funds through which the Shire controls resources to carry on its functions have been included in the financial statements forming part of this financial report.

All monies held in the Trust Fund are excluded from the financial statements.

Material accounting policies
Material accounting policies utilised in the preparation of these statements are as described within the 2026-27 Annual Budget. Please refer to the adopted budget document for details of these policies.

Critical accounting estimates and judgements
The preparation of a financial report in conformity with Australian Accounting Standards requires management to make judgements, estimates and assumptions that effect the application of policies and reported amounts of assets and liabilities, income and expenses.

The estimates and associated assumptions are based on historical experience and various other factors believed to be reasonable under the circumstances; the results of which form the basis of making the judgements about carrying values of assets and liabilities that are not readily apparent from other sources. Actual results may differ from these estimates.

As with all estimates, the use of different assumptions could lead to material changes in the amounts reported in the financial report.

The following are estimates and assumptions that have a significant risk of causing a material adjustment to the carrying amounts of assets and liabilities within the next financial year and further information on their nature and impact can be found in the relevant note:
- Fair value measurement of assets carried at reportable value including:
  - Property, plant and equipment
  - Infrastructure
- Impairment losses of non-financial assets
- Expected credit losses on financial assets
- Measurement of employee benefits
- Measurement of provisions
- Estimation uncertainties and judgements made in relation to lease accounting

SHIRE OF GINGIN
NOTES TO THE STATEMENT OF FINANCIAL ACTIVITY
FOR THE PERIOD ENDED 31 OCTOBER 2026

2 NET CURRENT ASSETS INFORMATION

(a) Net current assets used in the Statement of Financial Activity

	Note	Adopted Budget Opening 1 July 2026	Actual as at 30 June 2026	Actual as at 31 October 2026
Current assets		$	$	$
Cash and cash equivalents		14,636,669	23,377,158	10,485,657
Trade and other receivables		2,536	1,832,346	4,996,640
Other financial assets		1,794,731	4,554	20,011,518
Inventories		35,527	52,095	52,957
Other assets		101,777	401,175	0
		16,571,240	25,667,328	35,546,772
Less: current liabilities				
Trade and other payables		(2,216,623)	(5,202,441)	(2,596,992)
Other liabilities		(3,278,186)	(4,876,521)	(6,425,210)
Lease liabilities		(25,727)	(15,928)	(10,697)
Borrowings		(228,690)	(530,585)	(204,524)
Employee related provisions		(1,102,729)	(1,076,824)	(1,076,824)
Other provisions		(98,105)	(239,332)	(239,332)
		(6,950,060)	(11,941,631)	(10,553,579)
Net current assets		9,621,180	13,725,697	24,993,193
Less: Total adjustments to net current assets	2(b)	(9,621,180)	(8,539,860)	(8,910,901)
Closing funding surplus / (deficit)		**0**	**5,185,837**	**16,082,292**

(b) Current assets and liabilities excluded from budgeted deficiency

Adjustments to net current assets				
Less: Reserve accounts		(9,971,166)	(9,321,151)	(9,360,900)
Less: Current assets not expected to be received at end of year				
- Financial assets at amortised cost - self supporting loans		(2,536)	(4,554)	(4,554)
Add: Current liabilities not expected to be cleared at the end of the year				
- Current portion of lease liabilities		25,727	15,928	10,697
- Current portion of borrowings		228,690	530,585	204,524
Add: Current liabilities covered by funds held in reserve account				
- Current portion of other provisions		98,105	239,332	239,332
Total adjustments to net current assets	2(a)	**(9,621,180)**	**(8,539,860)**	**(8,910,901)**

	Adopted Budget Estimates 30 June 2027	YTD Budget Estimates 31 October 2026	YTD Actual 31 October 2026
	$	$	$
(c) Amounts excluded from operating activities			
Less: Profit on asset disposals	(33,467)	0	(1,740)
Add: Loss on disposal of assets	25,997	0	0
Add: Depreciation	11,813,889	3,937,852	2,950,587
Movement in current liabilities associated funds held in reserve account:			
- Other provisions	74,936	0	0
Total amounts excluded from operating activities	**11,881,355**	**3,937,852**	**2,948,847**
(d) Amounts excluded from investing activities			
Add: Right of use assets received - non-cash	123,324	0	0
Reconciling item - movement between current assets			
- Financial assets at amortised cost - term deposits	0	0	20,006,964
Total amounts excluded from investing activities	**123,324**	**0**	**20,006,964**
(e) Amounts excluded from financing activities			
Non-cash proceeds from new leases	(123,324)	0	0
Total non-cash amounts excluded from financing activities	**(123,324)**	**0**	**0**

CURRENT AND NON-CURRENT CLASSIFICATION

In the determination of whether an asset or liability is current or non-current, consideration is given to the time when each asset or liability is expected to be settled. Unless otherwise stated assets or liabilities are classified as current if expected to be settled within the next 12 months, being the local governments' operational cycle.

SHIRE OF GINGIN
NOTES TO THE STATEMENT OF FINANCIAL ACTIVITY
FOR THE PERIOD ENDED 31 OCTOBER 2026

3 EXPLANATION OF MATERIAL VARIANCES

The material variance thresholds are adopted annually by Council as an indicator of whether the actual expenditure or revenue varies from the year to date actual materially.
The material variance adopted by Council for the 2026-27 year is $30,000 or 10.00% whichever is the greater.

Description	Var. $	Var. %	
	$	%	
Revenue from operating activities			
General rates Interim Rates Notices	66,430	0.53%	▲
Rates excluding general rates Payment of ex-gratia rates for 2025/26 paid in 2026/27	6,064	1.86%	▲
Grants, subsidies and contributions Planning and development contributions received on finalisation of deed and Direct Road Grant timing	966,518	93.15%	▲
Fees and charges Additional fees and charges from building, parking fees, domestic refuse and waste management fees above budgeted for this period of time.	63,591	1.86%	▲
Interest revenue Timing of bank interest	62,873	144.54%	▲
Other revenue Sucessful insurance claims	24,571	16.96%	▲
Profit on asset disposals Timing on disposal of assets	1,740	0.00%	▲
Expenditure from operating activities			
Employee costs Timing of payroll payments and training and on costs	356,905	11.85%	▲
Materials and contracts Timing of maintenance work and other non-discretionary spending	455,399	12.02%	▲
Utility charges Billing cycle timing for utilities	24,073	12.30%	▲
Depreciation Depreciation not yet raised	987,265	25.07%	▲
Finance costs Accrued interest on loans	(15,203)	(127.75%)	▼
Other expenditure Timing of environmental allocation to groups and community grants program payments	(34,155)	(33.02%)	▼
Amounts excluded from operating activities Depreciation not yet raised	(989,005)	(25.12%)	▼
Inflows from investing activities			
Proceeds from capital grants, subsidies and contributions Timing of capital grants	3,600	0.00%	▲
Proceeds from disposal financial assets at amortised cost - term deposits Term Deposits over 3 months	(36,296)	0.00%	▼
Outflows from investing activities			
Acquisition of property, plant and equipment Timing of plant purchases - see note 5	32,166	7.84%	▲
Acquisition of infrastructure Timing of Capital works - see note 5	235,488	77.96%	▲
Payments for financial assets at amortised cost - term deposits Term Deposits over 3 months	(19,970,668)	0.00%	▼
Amounts excluded from investing activities Term Deposits over 3 months	20,006,964	0.00%	▲
Outflows from financing activities			
Transfer to reserves Transfer to reserves done as end of year process	(39,749)	0.00%	▼
Surplus or deficit at the start of the financial year End of year processes ongoing	251,536	5.10%	▲
Surplus or deficit after imposition of general rates	2,452,374	17.99%	▲

SHIRE OF GINGIN

SUPPLEMENTARY INFORMATION

TABLE OF CONTENTS

1	Key information	8
2	Key information - graphical	9
3	Cash and financial assets	10
4	Reserve accounts	11
5	Receivables	12
6	Other current assets	13
7	Payables	14
8	Borrowings	15
9	Lease liabilities	16

BASIS OF PREPARATION - SUPPLEMENTARY INFORMATION

Supplementary information is presented for information purposes. The information does not comply with the disclosure requirements of the Australian Accounting Standards.

SHIRE OF GINGIN
SUPPLEMENTARY INFORMATION
FOR THE PERIOD ENDED 31 OCTOBER 2026

1 KEY INFORMATION

Funding Surplus or Deficit Components

Funding surplus / (deficit)

	Adopted Budget	YTD Budget (a)	YTD Actual (b)	Var. $ (b)-(a)
Opening	$4.93 M	$4.93 M	$5.19 M	$0.25 M
Closing	$0.00 M	$13.63 M	$16.08 M	$2.45 M

Refer to Statement of Financial Activity

Cash and cash equivalents

	$10.49 M	% of total
Unrestricted Cash	$10.12 M	96.6%
Restricted Cash	$0.36 M	3.4%

Refer to 3 - Cash and Financial Assets

Payables

	$2.60 M	% Outstanding
Trade Payables	$0.34 M	
0 to 30 Days		86.5%
Over 30 Days		13.5%
Over 90 Days		0.0%

Refer to 7 - Payables

Receivables

	$1.07 M	% Collected
Rates Receivable	$3.93 M	71.1%
Trade Receivable	$1.07 M	% Outstanding
Over 30 Days		87.0%
Over 90 Days		83.6%

Refer to 5 - Receivables

Key Operating Activities

Amount attributable to operating activities

Adopted Budget	YTD Budget (a)	YTD Actual (b)	Var. $ (b)-(a)
($0.05 M)	$9.71 M	$11.68 M	$1.97 M

Refer to Statement of Financial Activity

Rates Revenue

YTD Actual	$12.71 M	% Variance
YTD Budget	$12.64 M	0.5%

Grants and Contributions

YTD Actual	$1.61 M	% Variance
YTD Budget	#REF!	0.0%

Refer to 11 - Grants and Contributions

Fees and Charges

YTD Actual	$3.49 M	% Variance
YTD Budget	$3.42 M	1.9%

Refer to Statement of Financial Activity

Key Investing Activities

Amount attributable to investing activities

Adopted Budget	YTD Budget (a)	YTD Actual (b)	Var. $ (b)-(a)
($4.23 M)	($0.68 M)	($0.41 M)	$0.27 M

Refer to Statement of Financial Activity

Proceeds on sale

YTD Actual	$0.03 M	%
Adopted Budget	$0.26 M	(89.3%)

Refer to 6 - Disposal of Assets

Asset Acquisition

YTD Actual	$0.44 M	% Spent
Adopted Budget	$12.24 M	(96.4%)

Refer to 5 - Capital Acquisitions

Capital Grants

YTD Actual	$0.00 M	% Received
Adopted Budget	$7.75 M	(100.0%)

Refer to 5 - Capital Acquisitions

Key Financing Activities

Amount attributable to financing activities

Adopted Budget	YTD Budget (a)	YTD Actual (b)	Var. $ (b)-(a)
($0.65 M)	($0.33 M)	($0.37 M)	($0.04 M)

Refer to Statement of Financial Activity

Borrowings

Principal repayments	($0.33 M)
Interest expense	($0.03 M)
Principal due	$1.47 M

Refer to 8 - Borrowings

Reserves

Reserves balance	$9.36 M
Net Movement	$0.04 M

Refer to 4 - Cash Reserves

Lease Liability

Principal repayments	($0.01 M)
Interest expense	($0.00 M)
Principal due	$0.01 M

Refer to Note 9 - Lease Liabilites

This information is to be read in conjunction with the accompanying Financial Statements and notes.

SHIRE OF GINGIN
SUPPLEMENTARY INFORMATION
FOR THE PERIOD ENDED 31 OCTOBER 2026

2 KEY INFORMATION - GRAPHICAL

OPERATING ACTIVITIES

OPERATING REVENUE

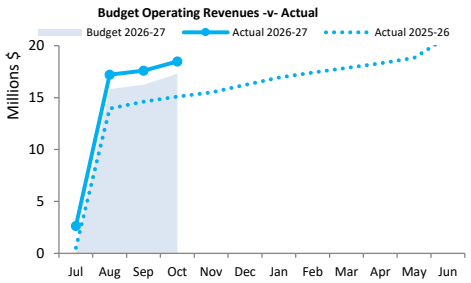

OPERATING EXPENSES

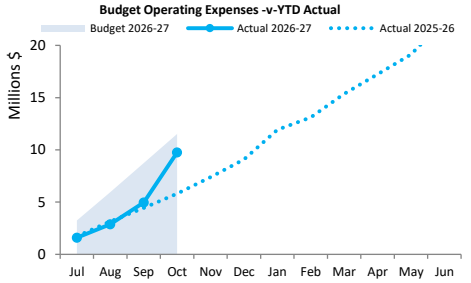

INVESTING ACTIVITIES

CAPITAL REVENUE

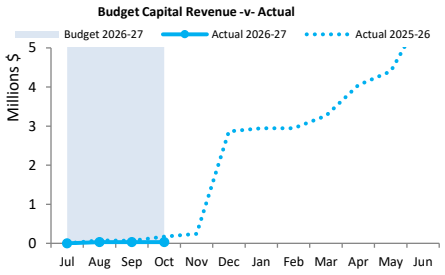

CAPITAL EXPENSES

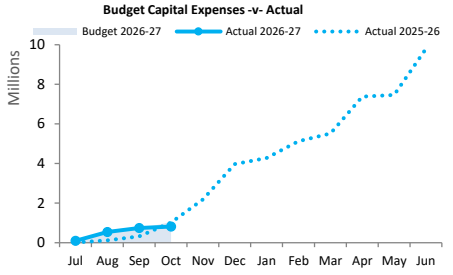

FINANCING ACTIVITIES

BORROWINGS

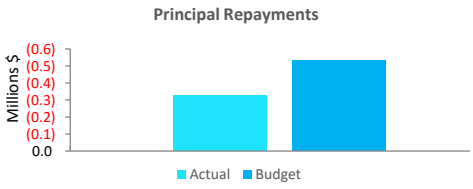

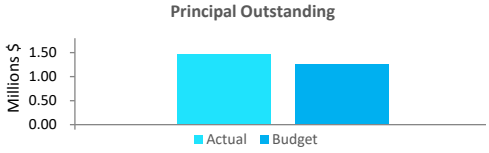

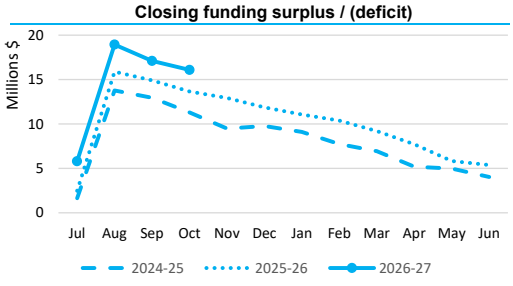

RESERVES

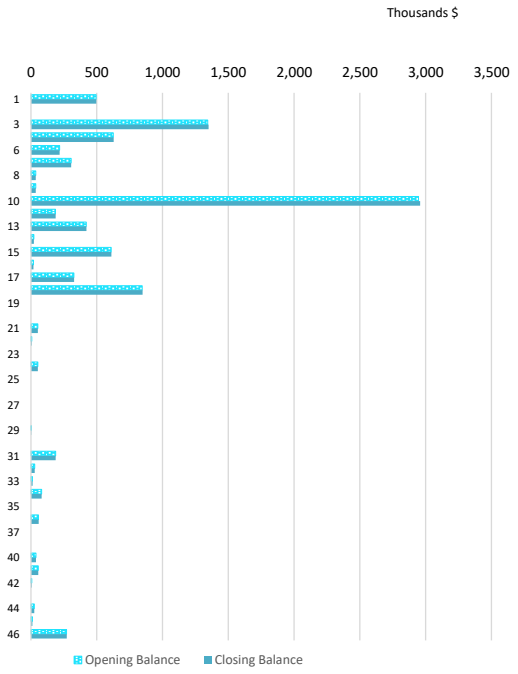

Refer to Note 4 - Reserves

This information is to be read in conjunction with the accompanying Financial Statements and Notes.

SHIRE OF GINGIN
SUPPLEMENTARY INFORMATION
FOR THE PERIOD ENDED 31 OCTOBER 2026

3 CASH AND CASH EQUIVALENTS

Description	Classification	Unrestricted	Reserve Accounts	Total	Trust	Institution	Interest Rate	Maturity Date
		$	$	$	$			
Municipal Bank Account	Cash and cash equivalents	1,586,361	0	1,586,361	0	Bendigo Bank	0.00%	at call
Reserve Bank Account	Cash and cash equivalents	0	360,900	360,900	0	Bendigo Bank	3.85%	at call
Cash on hand	Cash and cash equivalents	2,100	0	2,100	0	Petty Cash/Till float	N/A	at call
Term Deposit Municipal	Cash and cash equivalents	2,036,296	0	2,036,296	0	Bendigo Bank	5.20%	Jan-27
Term Deposit Municipal	Cash and cash equivalents	3,500,000	0	3,500,000	0	Bendigo Bank	4.70%	Dec-26
Term Deposit Municipal	Cash and cash equivalents	1,000,000	0	1,000,000	0	Bendigo Bank	4.35%	Nov-26
Term Deposit Municipal	Cash and cash equivalents	1,000,000	0	1,000,000	0	Bendigo Bank	4.40%	Nov-26
		1,000,000	0	1,000,000	0	Bendigo Bank	4.50%	Nov-26
Total		**10,124,757**	**360,900**	**10,485,656**	**0**			
Comprising								
Cash and cash equivalents		10,124,757	360,900	10,485,656	0			
		10,124,757	**360,900**	**10,485,656**	**0**			

KEY INFORMATION
Cash and cash equivalents include cash on hand, cash at bank, deposits available on demand with banks and other short term highly liquid investments with original maturities of three months or less that are readily convertible to known amounts of cash and which are subject to an insignificant risk of changes in value.
Bank overdrafts are reported as short term borrowings in current liabilities in the statement of net current assets.

The local government classifies financial assets at amortised cost if both of the following criteria are met:
- the asset is held within a business model whose objective is to collect the contractual cashflows, and
- the contractual terms give rise to cash flows that are solely payments of principal and interest.

Financial assets at amortised cost held with registered financial institutions are listed in this note, other financial assets at amortised cost are provided in Note 6 - Other assets.

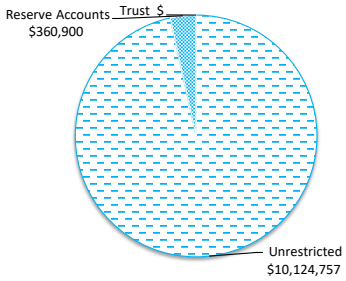

SHIRE OF GINGIN
SUPPLEMENTARY INFORMATION
FOR THE PERIOD ENDED 31 OCTOBER 2026

4 RESERVE ACCOUNTS

	Budget				Actual			
Reserve account name	Opening Balance	Transfers In (+)	Transfers Out (-)	Closing Balance	Opening Balance	Transfers In (+)	Transfers Out (-)	Closing Balance
	$	$	$	$	$	$	$	$
Reserve accounts restricted by legislation								
Public Open Space	38,094	1,348	0	39,442	38,094	162	0	38,256
Reserve accounts restricted by Council								
LSL Annual Sick Leave and Staff Contingency	494,495	17,501	0	511,996	494,495	2,109	0	496,604
Plant and Equipment Reserve	1,333,795	47,205	(374,478)	1,006,522	1,343,709	5,730	0	1,349,439
Land and Buildings Reserve	727,807	25,758	0	753,565	626,129	2,670	0	628,799
Guilderton Caravan Park Reserve	217,813	107,709	0	325,522	217,813	929	0	218,742
Shire Recreation Development Reserve	304,946	10,792	0	315,738	304,946	1,300	0	306,246
Redfield Park Reserve	36,217	1,282	0	37,499	36,217	154	0	36,371
Ocean Farm Recreation Reserve	35,862	1,269	0	37,131	35,862	153	0	36,015
Tip Rationalisation Reserve	3,437,538	521,657	(860,520)	3,098,675	2,945,345	12,560	0	2,957,905
Lancelin Community Sport and Recreation Reserve	205,926	36,394	0	242,320	186,280	794	0	187,074
Community Infrastructure	414,963	351,499	0	766,462	420,563	1,793	0	422,356
Staff Housing Reserve	21,532	762	0	22,294	21,532	92	0	21,624
Future Infrastructure Reserve	609,163	21,559	0	630,722	609,163	2,598	0	611,761
Guilderton Country Club Reserve	18,755	9,143	0	27,898	18,755	80	0	18,835
Coastal Management Reserve - Coastal Inundation	286,841	110,152	(175,250)	221,743	326,341	1,392	0	327,733
Guilderton Foreshore Reserve	842,570	90,613	0	933,183	845,463	3,605	0	849,068
Seniors Housing Reserve	56,647	31,305	0	87,952	52,905	226	0	53,131
Gingin Railway Station Reserve	6,614	234	0	6,848	6,614	28	0	6,642
Contributions to Roads Reserve - Cullalla Road Intersection	51,937	1,838	0	53,775	51,937	221	0	52,158
Contribution to Roads Reserve - Chitna Road	3,462	123	0	3,585	3,462	15	0	3,477
Contribution to Roads Reserve - Balance of Muni Funds	179,344	6,347	0	185,691	187,410	799	0	188,209
Community Infrastructure Reserve - Lower Coastal Fire Control	29,086	1,029	0	30,115	29,086	124	0	29,210
Community Infrastructure Reserve - Gingin Logo Plates	11,802	718	0	12,520	11,802	50	0	11,852
Community Infrastructure Reserve - Gingin Ambulance	80,864	8,862	0	89,726	80,865	345	0	81,210
Community Infrastructure - Lancelin Ambulance	58,005	20,053	0	78,058	58,005	247	0	58,252
Guilderton Trailer Parking Reserve	55,013	6,987	0	62,000	55,171	235	0	55,406
Gingin Outdoor Activity Space (GOAS) Playground	6,084	215	0	6,299	6,084	26	0	6,110
Community Resilience Reserve	25,567	905	(25,567)	905	25,567	109	0	25,676
Contribution to Roads Reserve - Aurisch Road Maintenance	28,267	18,979	(17,979)	29,267	11,067	47	0	11,114
Community Infrastructure - Development Reserve Fund Lot 601 Broc	270,469	58,244	0	328,713	270,469	1,153	0	271,622
Community Facilities Fund	0	25,000	0	25,000	0	0	0	0
	9,889,478	**1,535,482**	**(1,453,794)**	**9,971,166**	**9,321,151**	**39,749**	**0**	**9,360,900**

SHIRE OF GINGIN
SUPPLEMENTARY INFORMATION
FOR THE PERIOD ENDED 31 OCTOBER 2026

5 RECEIVABLES

Rates receivable	30 Jun 2026	31 Oct 2026
	$	$
Opening arrears previous year	572,666	854,891
Levied this year	12,025,936	12,716,341
Less - collections to date	(11,743,711)	(9,642,801)
Net rates collectable	**854,891**	**3,928,431**
% Collected	93.2%	71.1%

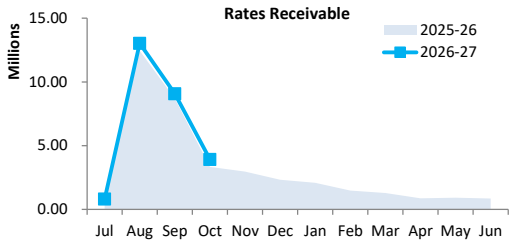

Receivables - general	Credit	Current	30 Days	60 Days	90+ Days	Total
	$	$	$	$	$	$
Receivables - general	(5,079)	150,917	18,499	19,815	938,336	1,122,488
Percentage	(0.5%)	13.4%	1.6%	1.8%	83.6%	
Balance per trial balance						
Trade receivables						1,122,488
GST receivable						(14,307)
Allowance for impairment of receivables from contracts with customers						(39,972)
Total receivables general outstanding						**1,068,209**

Amounts shown above include GST (where applicable)

KEY INFORMATION

Trade and other receivables include amounts due from ratepayers for unpaid rates and service charges and other amounts due from third parties for goods sold and services performed in the ordinary course of business.

Trade receivables are recognised at original invoice amount less any allowances for uncollectable amounts (i.e. impairment). The carrying amount of net trade receivables is equivalent to fair value as it is due for settlement within 30 days.

Classification and subsequent measurement

Receivables which are generally due for settlement within 30 days except rates receivables which are expected to be collected within 12 months are classified as current assets. All other receivables such as, deferred pensioner rates receivable after the end of the reporting period are classified as non-current assets.

Trade and other receivables are held with the objective to collect the contractual cashflows and therefore the Shire measures them subsequently at amortised cost using the effective interest rate method.

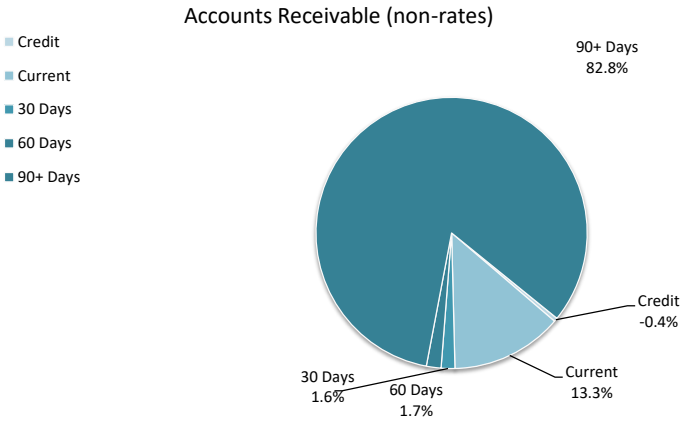

SHIRE OF GINGIN
SUPPLEMENTARY INFORMATION
FOR THE PERIOD ENDED 31 OCTOBER 2026

6 OTHER CURRENT ASSETS

Other current assets	Opening Balance 1 July 2026	Asset Increase	Asset Reduction	Closing Balance 31 October 202
	$	$	$	$
Other financial assets at amortised cost				
Financial assets at amortised cost - term deposits	0	19,970,668	0	20,006,964
Financial assets at amortised cost - self supporting loans	4,554	0	0	4,554
Inventory				
Fuel	38,484	157,711	(156,849)	39,345
History Books	13,612	0	0	13,612
Other assets				
Prepayments	234,766	0	(234,766)	0
Contract assets	166,409	0	(166,409)	0
Total other current assets	**457,825**	**20,128,379**	**(558,024)**	**20,064,475**

Amounts shown above include GST (where applicable)

KEY INFORMATION

Other financial assets at amortised cost

The Shire classifies financial assets at amortised cost if both of the following criteria are met:
- the asset is held within a business model whose objective is to collect the contractual cashflows, and
- the contractual terms give rise to cash flows that are solely payments of principal and interest.

Inventory

Inventories are measured at the lower of cost and net realisable value.
Net realisable value is the estimated selling price in the ordinary course of business less the estimated costs of completion and the estimated costs necessary to make the sale.

Contract assets

A contract asset is the right to consideration in exchange for goods or services the entity has transferred to a customer when that right is conditioned on something other than the passage of time.

SHIRE OF GINGIN
SUPPLEMENTARY INFORMATION
FOR THE PERIOD ENDED 31 OCTOBER 2026

7 PAYABLES

Payables - general	Credit	Current	30 Days	60 Days	90+ Days	Total
	$	$	$	$	$	$
Payables - general	0	290,589	32,516	12,787	0	335,892
Percentage	0.0%	86.5%	9.7%	3.8%	0.0%	
Balance per trial balance						
Sundry creditors						335,892
ATO liabilities						(299)
Bonds & deposits						2,036,066
Prepaid rates (excess rates)						134,806
Accrued expenses						60,417
Accrued interest on loans						30,110
Total payables general outstanding						**2,596,992**

Amounts shown above include GST (where applicable)

KEY INFORMATION

Trade and other payables represent liabilities for goods and services provided to the Shire prior to the end of the period that are unpaid and arise when the Shire becomes obliged to make future payments in respect of the purchase of these goods and services. The amounts are unsecured, are recognised as a current liability and are normally paid within 30 days of recognition. The carrying amounts of trade and other payables are considered to be the same as their fair values, due to their short-term nature.

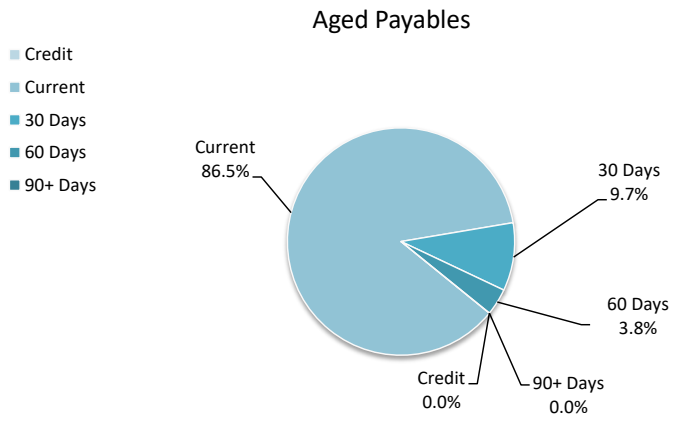

SHIRE OF GINGIN
SUPPLEMENTARY INFORMATION
FOR THE PERIOD ENDED 31 OCTOBER 2026

8 BORROWINGS

Repayments - borrowings

Information on borrowings			New Loans		Principal Repayments		Principal Outstanding		Interest Repayments	
Particulars	Loan No.	1 July 2026	Actual	Budget	Actual	Budget	Actual	Budget	Actual	Budget
		$	$	$	$	$	$	$	$	$
Tip Rationalisation Site	111	301,838	0	0	(301,839)	(301,839)	-1	-1	(2,435)	(9,795)
Guilderton Community Hall Extension	114	112,830	0	0	0	(54,437)	112,830	58,393	(2,693)	(7,101)
Regional Hardcourt Facility	120	105,932	0	0	0	(33,018)	105,932	72,914	(2,378)	(6,534)
Lot 44 Weld Street, Gingin	123	51,465	0	0	(12,214)	(24,852)	39,251	26,613	(1,167)	(3,157)
Regional Hardcourt Facility	124A	114,398	0	0	0	(26,870)	114,398	87,528	(1,588)	(4,450)
Seabird Sea Wall	127	12,009	0	0	(12,009)	(12,009)	0	0	(22)	(151)
Altus Financials Suite	131	110,145	0	0	0	(10,083)	110,145	100,062	(717)	(2,086)
Gingin Outdoor Activity Space	132	91,657	0	0	0	(17,812)	91,657	73,845	(441)	(1,249)
Lancelin Cunliffe Street Carpark	133	186,433	0	0	0	(23,172)	186,433	163,261	(2,855)	(8,235)
Land for Future Gingin Sporting Precinct	134	701,608	0	0	0	(24,011)	701,608	677,597	(12,509)	(37,109)
		1,788,315	0	0	(326,061)	(528,103)	1,462,254	1,260,212	(26,805)	(79,867)
Self supporting loans										
Ledge Point Country Club Cool Room		7,609	0	0	0	(2,482)	7,609	5,127	(55)	(151)
		7,609	0	0	0	(2,482)	7,609	5,127	(55)	(151)
Total		**1,795,924**	**0**	**0**	**(326,061)**	**(530,585)**	**1,469,863**	**1,265,339**	**(26,860)**	**(80,018)**
Current borrowings		530,585					204,524			
Non-current borrowings		1,265,339					1,265,339			
		1,795,924					**1,469,863**			

All debenture repayments were financed by general purpose revenue.
Self supporting loans are financed by repayments from third parties.

KEY INFORMATION
The City has elected to recognise borrowing costs as an expense when incurred regardless of how the borrowings are applied.

Fair values of borrowings are not materially different to their carrying amounts, since the interest payable on those borrowings is either close to current market rates or the borrowings are of a short term nature.

SHIRE OF GINGIN
SUPPLEMENTARY INFORMATION
FOR THE PERIOD ENDED 31 OCTOBER 2026

9 LEASE LIABILITIES

Movement in carrying amounts

Information on leases			New Leases		Principal Repayments		Principal Outstanding		Interest Repayments	
Particulars	**Lease No.**	**1 July 2026**	**Actual**	**Budget**	**Actual**	**Budget**	**Actual**	**Budget**	**Actual**	**Budget**
		$	$	$	$	$	$	$	$	$
Lancelin administration office	1B	8,077	0		(2,655)	(8,077)	5,422	0	(98)	(182)
Photocopier	2A	10,547	0		(2,577)	(7,851)	7,970	2,695	(79)	(315)
GG09 Vehicle lease	TBC	0	0	123,324	0	(18,292)	0	105,032	0	(5,293)
Total		**18,624**	**0**	**123,324**	**(5,231)**	**(34,220)**	**13,393**	**107,727**	**(177)**	**(5,790)**
Current lease liabilities		15,928					10,697			
Non-current lease liabilities		2,696					2,696			
		18,624					**13,393**			

All lease repayments were financed by general purpose revenue.

KEY INFORMATION
At inception of a contract, the Shire assesses if the contract contains or is a lease. A contract is or contains a lease, if the contract conveys the right to control the use of an identified asset for a period of time in exchange for consideration. At the commencement date, a right of use asset is recognised at cost and lease liability at the present value of the lease payments that are not paid at that date. The lease payments are discounted using that date. The lease payments are discounted using the interest rate implicit in the lease, if that rate can be readily determined. If that rate cannot be readily determined, the Shire uses its incremental borrowing rate.

All contracts classified as short-term leases (i.e. a lease with a remaining term of 12 months or less) and leases of low value assets are recognised as an operating expense on a straight-line basis over the term of the lease.

12.2 WRITE OFF FOREST PRODUCTS COMMISSION RATES

File	RAV/3
Author	Alarna Richards – Coordinator Financial Planning and Reporting
Reporting Officer	Leanne Parola - Acting Executive Manager Corporate and Community Services
Refer	Nil
Appendices	Nil

DISCLOSURES OF INTEREST

Nil

PURPOSE

For Council to consider writing off rates, and interest raised on properties owned by the Forest Products Commission (FPC).

BACKGROUND

The FPC owns one freehold property within the Shire of Gingin. Rates totalling $11,679.06 remain unpaid. This includes $5,901.35 in arrears and $5,777.71 in current year rates and waste management fees.

COMMENT

In the past, the FPC has contributed to the rate base of each local government, which has in turn helped fund road maintenance and construction, the maintenance and development of towns within each local government area, and operational costs. These costs cover a myriad of responsibilities, including but not limited to:

- Rubbish tips;
- Community events; and
- Department of Transport licensing.

The FPC has historically paid rates directly to local governments in which its plantations are located.

In September 2025, the FPC identified under Section 43(2) of the *Forest Products Act 2000* (the FP Act) that they are legally exempt from paying rates to local governments for unleased land. Instead, under Section 43(4) of the FP Act, they are required to pay a rates equivalent amount directly to the Treasurer each year.

The Treasurer, under Section 43(2) of the FP Act, determines the amount and the timing of these payments.

As a gesture of goodwill, the FPC has offered to contribute a sponsorship amount of $11,000 to the Shire to support local government services over the period 2025/26 and 2026/27 and are open to further discussions regarding ongoing support of services that directly support the plantation industry.

RISK IMPLICATIONS

Failure to write off rates raised against a property that is legally exempt from rates exposes the Shire to risk of legislative non-compliance, revenue recognition errors and potential audit findings, debt management issues and reputational risk.

STATUTORY/LOCAL LAW IMPLICATIONS

Local Government Act 1995
Part 6 Financial management
Division 6 Rates and service charges
Section 6.28 Basis of Rates

Section 6.12(1)(c) of the *Local Government Act 1995* states that a local government can write off any amount of money which is owed to the local government.

Section 6.39(2) of the *Local Government Act 1995* states that a local government is required to amend a rate record for the current financial year to ensure that the information contained in the record is current and correct and that the record is in accordance with the Act.

The power to write off debts under the *Local Government Act 1995* only applies to amounts owing to the local government (ie rates, fees and charges). The Emergency Services Levy is statutorily excluded because it is collected on behalf of the State.

POLICY IMPLICATIONS

Nil

BUDGET IMPLICATIONS

The total amount of rates, waste management fees and interest to be written off is $11,679.06.

The Forest Products Commission have offered a sponsorship amount of $11,000 in recognition of the loss of rates for 2025/26 and 2026/27.

STRATEGIC IMPLICATIONS

Shire of Gingin Strategic Community Plan 2026-2036

Aspiration	4. Excellence & Accountability - Deliver Quality Leadership and Business Expertise
Strategic Objective	4.4 Strategic & Sustainable Financial Planning - Undertake long-term resource planning and allocation in accordance with the Integrated Planning and Reporting Framework.

VOTING REQUIREMENTS – SIMPLE MAJORITY

COUNCIL RESOLUTION/OFFICER RECOMMENDATION

MOVED: Councillor Kestel SECONDED: Councillor Hyne

That Council agree to write off the following outstanding rates and rates interest totalling $11,679.06:

Assessment	Rates	Rates Interest
A6241 – Lot 100 Cowalla Road Wanerie	$11,305.67	$373.39

CARRIED UNANIMOUSLY
7 / 0

FOR: *Councillor Balcombe, Councillor Kestel, Councillor Hyne, Councillor Peczka, Councillor Vis, Councillor Wilkie and Councillor Woods*

AGAINST: *Nil*

12.3 A2061 RATES WRITE OFF

File	RAV/47
Author	Leanne Parola - Acting Executive Manager Corporate and Community Services
Reporting Officer	Leanne Parola - Acting Executive Manager Corporate and Community Services
Refer	N/A
Appendices	Nil

DISCLOSURES OF INTEREST

Nil

PURPOSE

To write off rates raised on Crown Land that became non-rateable on 1 November 2022.

BACKGROUND

Rates have been incorrectly levied on an Assessment which became non-rateable on 1 November 2022 following the expiration of a pastoral lease on Crown land.

COMMENT

2793 Cowalla Road Cowalla is Crown land which was previously subject to a pastoral lease. The lease expired on 1 November 2022 at which time the property became non-rateable.

Rates, waste management fees, Emergency Service Levy, legal charges and interest totalling $2,076.03 have since been levied incorrectly.

RISK IMPLICATIONS

Failure to write off rates raised against a property that is legally exempt from rates exposes the Shire to risk of legislative non-compliance, revenue recognition errors and potential audit findings, debt management issues and reputational risk.

STATUTORY/LOCAL LAW IMPLICATIONS

Section 6.26(2) of the *Local Government Act 1995* states that land which is the property of the Crown and is unoccupied is not rateable land.

Section 6.12 of the *Local Government Act 1995* provides local governments the power to defer, grant discounts, waive or write off debts owed to the local government. This includes rates on properties raised in error.

POLICY IMPLICATIONS

There are no policy implications.

BUDGET IMPLICATIONS

The effect of the Officer Recommendation would be to increase the cost of rates written off, and reduce the rates receivable balance by $2,076.03. This will have negligible impact on the 2026/27 budget.

STRATEGIC IMPLICATIONS

There are no strategic implications.

VOTING REQUIREMENTS - SIMPLE MAJORITY

COUNCIL RESOLUTION/OFFICER RECOMMENDATION

MOVED: Councillor Peczka SECONDED: Councillor Kestel

That the outstanding balance of rates assessment A2061 totalling $2,076.03 be written off.

CARRIED UNANIMOUSLY
7 / 0

FOR: *Councillor Balcombe, Councillor Kestel, Councillor Hyne, Councillor Peczka, Councillor Vis, Councillor Wilkie and Councillor Woods*

AGAINST: *Nil*

12.4 LIST OF PAID ACCOUNTS OCTOBER 2026

File	FIN/25
Author	Hannah Campbell –Finance Officer
Reporting Officer	Leanne Parola – Acting Executive Manager Corporate & Community Services
Refer	Nil
Appendices	1. Voucher List October 2026 [**12.4.1** - 8 pages]

DISCLOSURES OF INTEREST

Nil

PURPOSE

For Council to note the payments made in October 2026.

BACKGROUND

Council has delegated authority to the Chief Executive Officer (CEO) to exercise the power to make payments from the Municipal Fund (Delegation 1.1.13 Payments from the Municipal or Trust Funds). The CEO is required to present a list to Council of those payments made since the last list was submitted.

COMMENT

Accounts totalling $2,114,812.43 were paid during the month of October 2026.

A payment schedule is included as an **appendix** to this report.

The schedule details:

• Municipal Fund electronic funds transfers (EFT)	$1,831,799.30
• Municipal Fund cheques	$300
• Municipal Fund direct debits	$282,713.13
TOTAL MUNICIPAL EXPENDITURE	**$2,114,812.43**
TOTAL EXPENDITURE	**$2,114,812.43**

All invoices have been verified, and all payments have been duly authorised in accordance with the Shire's procedures.

RISK IMPLICATIONS

Nil

STATUTORY/LOCAL LAW IMPLICATIONS

Local Government Act 1995
s.6.4 – Financial Report

Local Government (Financial Management) Regulations 1996
Reg. 13 – Payments from municipal fund or trust by CEO
Reg. 13A – Payments by employees via purchasing cards

Shire of Gingin Delegated Authority Register – Delegation 1.1.13 Payments from the Municipal or Trust Funds

POLICY IMPLICATIONS

Nil

BUDGET IMPLICATIONS

Resource requirements are in accordance with existing budgetary allocations.

STRATEGIC IMPLICATIONS

Nil

VOTING REQUIREMENTS - SIMPLE MAJORITY

COUNCIL RESOLUTION/OFFICER RECOMMENDATION

MOVED: Councillor Vis SECONDED: Councillor Hyne

That Council note all payments made by the Temporary CEO under Delegation 1.1.13 for October 2026 totalling $2,114,812.43 as detailed in the appendices to this report, comprising:

- **Municipal Fund electronic funds transfers (EFT) $1,831,799.30**
- **Municipal Fund cheques $300**
- **Municipal Fund direct debits $282,713.13**

CARRIED UNANIMOUSLY
7 / 0

FOR: *Councillor Balcombe, Councillor Kestel, Councillor Hyne, Councillor Peczka, Councillor Vis, Councillor Wilkie and Councillor Woods*
AGAINST: *Nil*

Payments made under Delegated Authority *2.1 Payment of Creditors* for the period 01/10/2026 - 31/10/2026

Payment Category
L - Local, R - Reimbursement, F - Funded, S - Staff, PF - Partially Funded, C - Councillor

TYPE	DATE PAID	NAME	DETAILS	AMOUNT	
PAY-200	8/10/2026	Shire of Gingin	Net Pay	193,457.19	S
EFT-48174	8/10/2026	Altus Planning Pty Ltd	Planning Services	2,376.00	
EFT-48175	8/10/2026	Aurora Delta Pty Ltd	Pre Employment Medical and Reimbursement	669.00	R
EFT-48176	8/10/2026	Bond Investments T/A Bond Hire	Shire Facilities: CCTV Towers	1,320.00	
EFT-48177	8/10/2026	Brightmark Group Pty Ltd	Cleaning Shire Facilities	38,791.67	
EFT-48178	8/10/2026	Bunnings Buildings Supplies Pty Ltd	Building Supplies	371.96	
EFT-48179	8/10/2026	Carringtons Traffic Services	Traffic Control	36,405.17	
EFT-48180	8/10/2026	Civil Engineering Assignments	Capital Works Designs	5,933.40	
EFT-48181	8/10/2026	Country Copiers / Wheatbelt Office & Business Machines	Copier Charges	418.00	
EFT-48182	8/10/2026	Critical Fire Protection and Training Pty Ltd	Shire Facilities: Test and Tagging	39,209.78	
EFT-48183	8/10/2026	DB Auto Electrical & Mechanical	Shire Vehicle Service	749.55	
EFT-48184	8/10/2026	Department of Treasury and Finance-Unclaimed Money Operating	Unclaimed Money	49.15	
EFT-48185	8/10/2026	Dielectric Security Systems	Shire Facilities: Alarm Monitoring	919.16	
EFT-48186	8/10/2026	Direct Communications Pty Ltd	Shire Facility: Supply Equipment	1,554.30	F
EFT-48187	8/10/2026	Eagleye Technical Services	Electrical Replacement	469.98	L
EFT-48188	8/10/2026	Ecowater Services	Quarterly Service of ATU	327.60	
EFT-48189	8/10/2026	Elan Energy Matrix Pty Ltd	Waste Removal	3,705.42	
EFT-48190	8/10/2026	Freeman Nominees (WA) Pty ltd	Palettes and Plates	1,025.00	
EFT-48191	8/10/2026	Gingin Fuel and Tyres Pty Ltd	Supply Parts	220.00	L
EFT-48192	8/10/2026	Gingin Trading	Hardware Store Purchases	2,559.42	L
EFT-48193	8/10/2026	Grand Toyota	Shire Vehicle: Supply Part	212.03	
EFT-48194	8/10/2026	Indian Ocean Pest Control	Pest Control	28,545.00	L
EFT-48195	8/10/2026	Integrated ICT	IT Services Contract	9,242.27	
EFT-48196	8/10/2026	J & K Hopkins Office Furniture	Supply Office Furniture	6,354.04	
EFT-48197	8/10/2026	Jason Industries & Signmakers	Bus Shelter Mesh	3,493.30	
EFT-48198	8/10/2026	Jupiter Health and Medical Services (Lancelin Medical Centre)	Accommodation Reimbursement	2,600.00	R
EFT-48199	8/10/2026	Jupps Flooring Specialists Ocean Keys	Shire Facility: Supply and Install Carpet	1,850.00	
EFT-48200	8/10/2026	Lancelin Gull Roadhouse	Fuel Purchases	3,891.21	L
EFT-48201	8/10/2026	Lancelin Trade and Rural Supplies	Hardware Store Purchases	701.35	L
EFT-48202	8/10/2026	Moore River Electrical Services	Shire Location: Electrical Work	1,925.00	L
EFT-48203	8/10/2026	Moore Septics	Waste Removal	2,710.00	L
EFT-48204	8/10/2026	NAPA a division of GPC Asia Pacific Pty Ltd	Shire Vehicles: Supply Parts	1,765.25	
EFT-48205	8/10/2026	Ohura Consulting	Consultancy	8,584.25	
EFT-48206	8/10/2026	Pool Robotics Perth	Service of Shire Asset	1,093.89	
EFT-48207	8/10/2026	RingCentral Australia Pty Ltd	Monthly Phone Service	1,489.13	
EFT-48208	8/10/2026	Scrap Happens Pty Ltd	E Waste Removal	1,837.00	
EFT-48209	8/10/2026	Team Global Express Pty Ltd	Freight	25.08	
EFT-48210	8/10/2026	Technology One Limited	Intramaps - Provision of Saas 10/09/2026 - 09/09/2027	24,908.80	
EFT-48211	8/10/2026	The Freo Hire Company Pty Ltd	Shire Event: Equipment Hire	1,485.00	
EFT-48212	8/10/2026	The Gingin Butcher	Community Event: Shire Support	600.00	L
EFT-48213	8/10/2026	Tiffany's Catering	Catering	665.00	L
EFT-48214	8/10/2026	Total Green Recycling	E Waste Removal	2,925.25	
EFT-48215	8/10/2026	WANT Plumbing Services Pty Ltd	Cemetery Operations	3,300.00	
EFT-48216	8/10/2026	Waterlogic Australia Pty Ltd	Asset Hire	180.05	
EFT-48217	8/10/2026	Western Roadtrain Driver Training	Staff Training	6,600.00	S
EFT-48218	8/10/2026	WEX Australia Pty Ltd	Caltex Fuel Card Purchases	3,294.82	
EFT-48219	8/10/2026	Wren Oil - Romine Holdings Pty Ltd	Oil Waste Removal	3,118.02	
EFT-48220	8/10/2026	L. Leahy	Reimbursement	200.00	R
EFT-48221	8/10/2026	LJ Hughes	Reimbursement: Lancelin Administration Office Costs	1,679.52	R
EFT-48222	8/10/2026	T. Kusters	Shire Facility Plumbing Repairs	90.00	
EFT-48223	14/10/2026	Acrobatch	Palettes and Plates	2,167.00	
EFT-48224	14/10/2026	Australian Taxation Office (PAYG)	Payroll deduction for PE: 08/10/2026	54,762.00	S
EFT-48225	14/10/2026	Beemarra Group Pty Ltd	Shire Waste Facilities: Operations and Site Management	9,260.63	
EFT-48226	14/10/2026	BOC Pty Ltd	Shire Facilities: Gas & Oxygen Supplies	114.99	
EFT-48227	14/10/2026	Bullsbrook Water Carriers	Shire Facility: Supply Water	1,200.00	
EFT-48228	14/10/2026	ByProgress Pty Ltd (Monsterball Amusements & Hire)	Palettes and Plates	1,718.18	
EFT-48229	14/10/2026	CarBon Leasing & Rentals Pty Ltd	Novated Lease Inv 113101 PE: 06.10.2026	1,024.60	S
EFT-48230	14/10/2026	Castlerock Developments Pty Ltd	Reimbursement	182.65	R
EFT-48231	14/10/2026	CFMEU	Payroll deduction for PE: 08/10/2026	60.00	S
EFT-48232	14/10/2026	Child Support Agency	Payroll deduction for PE: 08/10/2026	36.68	S
EFT-48233	14/10/2026	Civil Engineering Assignments	Capital Works Designs	3,137.20	
EFT-48234	14/10/2026	Cohesis Pty Ltd	Provision of ERP Consultancy Services	11,000.00	
EFT-48235	14/10/2026	Country Copiers / Wheatbelt Office & Business Machines	Copier Charges	342.07	

Payments made under Delegated Authority *2.1 Payment of Creditors* for the period 01/10/2026 - 31/10/2026

Payment Category
L - Local, R - Reimbursement, F - Funded, S - Staff, PF - Partially Funded, C - Councillor

TYPE	DATE PAID	NAME	DETAILS	AMOUNT	
EFT-48236	14/10/2026	Department of Local Government Industry Regulation and Safety - Bonds ADMIN	Building Services Levy (BSL) Payments	25,634.99	
EFT-48237	14/10/2026	Department of Transport	Release of Information Fee	86.70	
EFT-48238	14/10/2026	Eagleye Technical Services	Electrical Repairs	1,112.47	L
EFT-48239	14/10/2026	Environex International Pty Ltd	Chemical Order	548.24	
EFT-48240	14/10/2026	Essential Training Pty Ltd	Training	1,400.00	S
EFT-48241	14/10/2026	Gingin Brook Catchment Group Inc	Community Funding	5,500.00	L
EFT-48242	14/10/2026	Gull Gingin Pty Ltd	Small Plant Fuel Purchases	295.99	L
EFT-48243	14/10/2026	IGA Local Grocer Gingin	Supermarket Purchases	487.07	L
EFT-48244	14/10/2026	Invision Marketing Services	Supply Shire Asset	451.78	
EFT-48245	14/10/2026	Iron Mountain Australia Group Services Pty Ltd	Storage	150.82	
EFT-48246	14/10/2026	J & K Hopkins Office Furniture	Office Furniture	339.00	
EFT-48247	14/10/2026	Jonas Leisure Pty Ltd	Seasonal Licence	9,583.98	
EFT-48248	14/10/2026	K B Riley & Sons Pty Ltd t/a Lancelin Sands	Reimbursement	105.23	R
EFT-48249	14/10/2026	Lancelin IGA Local Grocer	Supermarket Purchases	73.47	L
EFT-48250	14/10/2026	Lancelin Tree Services	Shire Location: Tree Pruning	550.00	L
EFT-48251	14/10/2026	LD Total	Turf Maintenance Contract	107,182.61	
EFT-48252	14/10/2026	Ledge Point Volunteer Bush Fire Brigade	Reimbursement	705.00	R
EFT-48253	14/10/2026	LG Best Practices Pty Ltd	External Officer	11,924.00	
EFT-48254	14/10/2026	LGRCEU (WA Division)	Payroll deduction for PE: 08/10/2026	72.00	S
EFT-48255	14/10/2026	Mills Recruitment	Recruitment	11,925.90	
EFT-48256	14/10/2026	Moore River Electrical Services	Shire Facility: Electrical Repairs	165.00	L
EFT-48257	14/10/2026	NAPA a division of GPC Asia Pacific Pty Ltd	Shire Vehicles: Supply Parts	148.53	
EFT-48258	14/10/2026	Northern Valley News	Advertising	1,250.00	
EFT-48259	14/10/2026	Northstar Asset Trust t/a Artistralia	Movie Licenses	1,595.00	
EFT-48260	14/10/2026	Pool Heating Solutions WA	Shire Asset: Maintenance and Repair	618.30	
EFT-48261	14/10/2026	Pool Robotics Perth	Supply Shire Asset	1,699.00	
EFT-48262	14/10/2026	Shire of Gingin	Commission Paid on Building Services Levy (BSL)	415.00	
EFT-48263	14/10/2026	The Bear Haven Co Pty Ltd	Consultancy	2,992.00	S
EFT-48264	14/10/2026	J.Craig	Reimbursement	461.19	R
EFT-48265	14/10/2026	K. Hearn	Palettes and Plates	500.00	
EFT-48266	14/10/2026	M. Tadros	Reimbursement	2,581.83	R
EFT-48267	14/10/2026	R. Wright	Reimbursement	193.67	R
EFT-48268	14/10/2026	T. Kusters	Shire Facility: Plumbing Repairs	230.00	L
EFT-48269	21/10/2026	AFGRI Equipment Pty Ltd	Shire Vehicle: Supply Part	111.78	
EFT-48270	21/10/2026	AMPAC Debt Recovery WA Pty Ltd	Debt Recovery Costs	313.50	
EFT-48271	21/10/2026	Beemarra Group Pty Ltd	Shire Waste Facilities: Operations and Site Management	9,322.50	
EFT-48272	21/10/2026	Belgravia PRO Pty Ltd	Shire Facility: Equipment Hire and Management	43,981.25	
EFT-48273	21/10/2026	Boya Equipment	Shire Vehicles: Services	1,539.35	
EFT-48274	21/10/2026	Bree-arna Gavranic / AKWA Pools	Palettes and Plates	499.40	
EFT-48275	21/10/2026	Cellarbrations Gingin	Palettes and Plates	40.00	
EFT-48276	21/10/2026	Civil Engineering Assignments	Capital Works Designs	2,318.80	
EFT-48277	21/10/2026	Complete Office Supplies Pty Ltd	Stationary	721.08	
EFT-48278	21/10/2026	Cooee Couriers & Transport	Freight	1,041.81	
EFT-48279	21/10/2026	Cooee Pty Ltd	Subscription	19,314.90	
EFT-48280	21/10/2026	Department of Local Government Industry Regulation and Safety	Standards Panel Cost	1,055.34	C
EFT-48281	21/10/2026	Dibbles Plumbing Service	Shire Location: Plumbing Upgrades	5,082.00	L
EFT-48282	21/10/2026	Duncan Solutions	Parking Meters Transactions and Support	223.99	
EFT-48283	21/10/2026	Eagleye Technical Services	Shire Facilities: Electrical Repairs	3,478.59	L
EFT-48284	21/10/2026	Ergolink	Ergonomic Supplies	737.53	
EFT-48285	21/10/2026	Gingin Agencies WA	Supply of AdBlue and Grease	1,977.45	L
EFT-48286	21/10/2026	Gingin Fuel and Tyres Pty Ltd	Shire Vehicles: Supply Fuel, Tyres and Parts	31,812.00	L
EFT-48287	21/10/2026	Gingin Pharmacy	Supply PPE	911.53	L
EFT-48288	21/10/2026	Gull Gingin Pty Ltd	Catering	1,140.00	L
EFT-48289	21/10/2026	Indian Ocean Pest Control	Shire Locations: Pest Control	2,120.00	L
EFT-48290	21/10/2026	Integrated ICT	IT Services Contract	830.29	
EFT-48291	21/10/2026	J & K Hopkins Office Furniture	Office Furniture	340.00	
EFT-48292	21/10/2026	Jack James Boyle T/A Enspire Interiors	Shire Facility: Replace Ceiling	2,112.00	
EFT-48293	21/10/2026	JLT Risk Solutions Pty Ltd	Insurance	5,504.40	
EFT-48294	21/10/2026	K B Riley & Sons Pty Ltd t/a Lancelin Sands	Shire Facility: Waste Removal	2,500.00	L
EFT-48295	21/10/2026	Landgate	GRV Interim Valuation	1,654.13	
EFT-48296	21/10/2026	Ledge Point Roofing and Maintenance	Shire Facility: Replace Flume	495.00	L
EFT-48297	21/10/2026	Ledge's Kanga Service and Skip Bin Hire	Skip Bin Hire	2,640.00	L
EFT-48298	21/10/2026	LGISWA	LGISWA Scheme Membership	396,632.06	
EFT-48299	21/10/2026	Lions Club of Gingin-Chittering Inc.	Palettes and Plates	300.00	L
EFT-48300	21/10/2026	Livepro Australia Pty Ltd	Software Licences, Training and Enablement	22,968.00	

Payments made under Delegated Authority *2.1 Payment of Creditors* for the period 01/10/2026 - 31/10/2026

Payment Category
L - Local, R - Reimbursement, F - Funded, S - Staff, PF - Partially Funded, C - Councillor

TYPE	DATE PAID	NAME	DETAILS	AMOUNT	
EFT-48301	21/10/2026	Lower Coastal Community Association Inc LCCA	Quarterly Contribution	500.00	L
EFT-48302	21/10/2026	M BUNTING & P A BUNTING	Palettes and Plates	288.00	
EFT-48303	21/10/2026	Mcintosh and Son	Shire Vehicle: Supply Parts	3,036.45	
EFT-48304	21/10/2026	Moore River Electrical Services	Shire Location: Replace Electrical Parts	4,235.00	L
EFT-48305	21/10/2026	Mthwakazi Ka-Ndaba Association	Reimbursement	500.00	R
EFT-48306	21/10/2026	Officeworks	Stationary and Office Equipment	635.95	
EFT-48307	21/10/2026	Origo Pty Ltd	Subscription	2,620.20	
EFT-48308	21/10/2026	Seabreeze Landscape Supplies	Shire Location: Supply Mulch	22,070.00	
EFT-48309	21/10/2026	SJ Field Service Pty Ltd	Shire Vehicle Repairs	6,572.72	
EFT-48310	21/10/2026	Social Grounds Espresso	Palettes and Plates	234.00	
EFT-48311	21/10/2026	Sonic HealthPlus Pty Ltd	Pre Employment Medical	463.10	S
EFT-48312	21/10/2026	Stamco Beef Pty Ltd	Reimbursement	14,455.87	R
EFT-48313	21/10/2026	Supagas Pty Limited	Various Shire Facilities: Supply Gas	3,228.19	
EFT-48314	21/10/2026	The Dude Named Ben	Data Recovery and Transfer	1,250.00	
EFT-48315	21/10/2026	Truck Centre WA Pty Ltd	Shire Asset: Supply Parts	1,193.28	
EFT-48316	21/10/2026	W & J Greenwell	Shire Facility: Supply Tools	288.50	F
EFT-48317	21/10/2026	West Coast Technical Services Pty Ltd	Shire Facilities: Annual Air Con Servicing	8,840.00	
EFT-48318	21/10/2026	Western Australia Police Force	National Police Checks	17.60	
EFT-48319	21/10/2026	Western Resource Holdings (WA) Pty Ltd	Shire Facilities: Supply Sand	4,969.80	
EFT-48320	21/10/2026	Western Roadtrain Driver Training	Staff Training	1,650.00	S
EFT-48321	21/10/2026	Wren Oil - Romine Holdings Pty Ltd	Shire Facility: Waste Removal	447.70	
EFT-48322	21/10/2026	Zipform	Annual Rates Mailout	22,581.42	
EFT-48323	21/10/2026	F. Peczka	Travel Expenses 01/07/2026 - 30/09/2026	1,714.90	C
EFT-48324	21/10/2026	H. Sutherland	Reimbursement	68.20	R
EFT-48325	21/10/2026	J. Batten	Palettes and Plates	500.00	L
EFT-48326	21/10/2026	K. Wilson	Reimbursement	75.00	R
EFT-48327	21/10/2026	L. Balcombe	Travel Expenses 01/07/2026 - 30/09/2026	505.34	C
PAY-201	22/10/2026	Shire of Gingin	Net Pay	195,026.72	S
EFT-48328	28/10/2026	5th Generation Honey	ERIS Prize Night	112.90	L
EFT-48329	28/10/2026	AFGRI Equipment Pty Ltd	Shire Vehicle Service	3,132.34	
EFT-48330	28/10/2026	Aurora Delta Pty Ltd	Pre Employment Medical	428.00	S
EFT-48331	28/10/2026	Australian Taxation Office (PAYG)	Payroll deduction for PE: 22/10/2026	54,790.00	S
EFT-48332	28/10/2026	Beemarra Group Pty Ltd	Shire Waste Facilities: Operations and Site Management	12,787.50	
EFT-48333	28/10/2026	Belgravia PRO Pty Ltd	Shire Facility: License Fee	1,840.25	
EFT-48334	28/10/2026	Bormaz Contracting Pty Ltd	Shire Location: Bushfire Mitigation and Response Works	21,766.14	
EFT-48335	28/10/2026	Boya Equipment	Shire Asset: Supply Parts	1,491.54	
EFT-48336	28/10/2026	Brown Acres WA Pty Ltd t/as Brown Automotive	Shire Asset Repairs	465.00	
EFT-48337	28/10/2026	Bullsbrook and Districts Glass and Aluminium	Supply Equipment	230.00	
EFT-48338	28/10/2026	Bunnings Buildings Supplies Pty Ltd	Supply Equipment	163.93	
EFT-48339	28/10/2026	Camino Corporate Consultation T/A Avenue Conveyancing	Reimbursement	67.77	R
EFT-48340	28/10/2026	CarBon Leasing & Rentals Pty Ltd	Novated Lease Inv 113436 PE 20/10/2026	1,024.60	S
EFT-48341	28/10/2026	C. Foster T/AS WA Food Auditing	External Officer	660.00	
EFT-48342	28/10/2026	Certex Lifting Pty Ltd	Supply Equipment	241.68	
EFT-48343	28/10/2026	CFMEU	Payroll deduction for PE: 22/10/2026	60.00	S
EFT-48344	28/10/2026	Child Support Agency	Payroll deduction for PE: 22/10/2026	36.68	S
EFT-48345	28/10/2026	Civic Legal	Legal Advice	22,936.89	
EFT-48346	28/10/2026	Civil Engineering Assignments	Capital Works Designs	2,864.40	
EFT-48347	28/10/2026	Complete Office Supplies Pty Ltd	Stationary and Supplies	1,806.95	
EFT-48348	28/10/2026	Construction Training Fund	Construction Training Fund (CTF) Payments	3,652.16	
EFT-48349	28/10/2026	Country Values Real Estate - Trust Account	Rent	2,320.00	
EFT-48350	28/10/2026	Dibbles Plumbing Service	Shire Facility: Plumbing Repairs	2,906.20	
EFT-48351	28/10/2026	Ecowater Services	Quarterly Service of ATU	555.00	
EFT-48352	28/10/2026	Five Senses Coffee Pty Ltd	Season Opening Order	911.07	
EFT-48353	28/10/2026	Frontline Fire and Rescue Equipment	Supply Asset	3,575.98	F
EFT-48354	28/10/2026	Gingin District Community Resource Centre Inc (CRC)	Reimbursement	1,196.45	R
EFT-48355	28/10/2026	Gingin Fuel and Tyres Pty Ltd	Shire Vehicles: Supply Tyres	1,174.00	L
EFT-48356	28/10/2026	Gingin Grading Service Pty Ltd	Machinery and Labour for Bushfire	4,752.00	L
EFT-48357	28/10/2026	Gull Gingin Pty Ltd	Catering	240.00	L
EFT-48358	28/10/2026	Jason Industries & Signmakers	Street Signs	499.73	
EFT-48359	28/10/2026	JB Hi-Fi Group Pty Ltd	IT Equipment	322.99	
EFT-48360	28/10/2026	Jupiter Health and Medical Services (Lancelin Medical Centre)	Accommodation Reimbursement	2,200.00	R
EFT-48361	28/10/2026	Karate Western Australia	Reimbursement	101.50	R
EFT-48362	28/10/2026	Lancelin Outdoors	Shire Facility: Install Roller Door	3,212.00	
EFT-48363	28/10/2026	LGRCEU (WA Division)	Payroll deduction for PE: 22/10/2026	72.00	S

Payments made under Delegated Authority *2.1 Payment of Creditors* for the period 01/10/2026 - 31/10/2026

Payment Category
L - Local, R - Reimbursement, F - Funded, S - Staff, PF - Partially Funded, C - Councillor

TYPE	DATE PAID	NAME	DETAILS	AMOUNT	
EFT-48364	28/10/2026	Martin's Trailer Parts	Supply Parts	693.51	
EFT-48365	28/10/2026	Miracle Recreation Equipment	Shire Location: Supply Benches	13,860.00	
EFT-48366	28/10/2026	Moore Australia (WA) Pty Ltd	Final Audit Certification	1,089.00	
EFT-48367	28/10/2026	Moore River Roadhouse	Fuel Purchases	3,655.66	L
EFT-48368	28/10/2026	Mylollies.com.au	Amenities	262.36	
EFT-48369	28/10/2026	NAPA a division of GPC Asia Pacific Pty Ltd	Shire Vehicles: Supply Parts	192.23	
EFT-48370	28/10/2026	Officeworks	IT Accessories	119.36	
EFT-48371	28/10/2026	PFD Food Services Pty Ltd	Season Commencement Order	1,475.79	
EFT-48372	28/10/2026	PLD Organisation Pty Ltd	Library Books	1,611.76	
EFT-48373	28/10/2026	RAC Motoring Pty Ltd T/A RAC Business Wise	Insurance	356.00	
EFT-48374	28/10/2026	RingCentral Australia Pty Ltd	Monthly Phone Service	1,455.30	
EFT-48375	28/10/2026	RNK Sales Pty Ltd (Kanga Loaders)	Shire Asset: Supply Tyres	5,956.02	
EFT-48376	28/10/2026	Sai Global Australia (Intertek Inform)	Annual Subscription	4,166.88	
EFT-48377	28/10/2026	Shire of Gingin	Commission Paid on Construction Training Fund CTF	41.25	
EFT-48378	28/10/2026	St John Ambulance Western Australia Ltd	Palettes and Plates	972.40	
EFT-48379	28/10/2026	Stewart & Heaton Clothing Co Pty Ltd	PPE	8.40	
EFT-48380	28/10/2026	TBB Planning Pty Ltd	Planning Services	4,299.90	
EFT-48381	28/10/2026	Team Global Express Pty Ltd	Freight	130.65	
EFT-48382	28/10/2026	The National Trust of Australia (WA)	Rent	255.37	
EFT-48383	28/10/2026	Truck Centre WA Pty Ltd	Shire Vehicles: Supply Parts	919.01	
EFT-48384	28/10/2026	Tutt Bryant Equipment (BT Equipment Pty Ltd T/As)	Shire Asset: Diagnose Fault	933.63	
EFT-48385	28/10/2026	Uniforms at Work	Uniform	180.60	
EFT-48386	28/10/2026	W & J Greenwell	PPE and Equipment	416.60	
EFT-48387	28/10/2026	WA Stump Grinding & Tree Services	Green Waste Collection	38,500.00	
EFT-48388	28/10/2026	D. Fernie	Reimbursement	298.00	R
EFT-48389	28/10/2026	D. Ranford	Reimbursement	1,033.57	R
EFT-48390	28/10/2026	T. Kusters	Shire Facility: Plumbing Repairs	750.00	L
				1,831,799.30	
CHEQUES					
CHQ-116514	19/10/2026	Shire of Gingin	Shire Facility Cash Float	300.00	
CHEQUES TOTAL				**300.00**	
DIRECT DEBIT					
DE-8997	1/10/2026	Bendigo Bank	Bendigo Bank Fees	6.93	
DE-9000	1/10/2026	Finrent Pty Ltd	Rental of Printer	167.32	
DE-8892	1/10/2026	Bendigo Bank	Bendigo Bank Fees	1,657.04	
DE-8893	1/10/2026	Department of Transport	Licensing	7,220.45	
DE-8874	1/10/2026	Go Go Media	Monthly Messages On Hold	75.90	
DE-8701	1/10/2026	Synergy	356 021 850 Electricity Charges	159.92	
DE-8702	1/10/2026	Synergy	803 180 850 Electricity Charges	2,217.68	
DE-8703	1/10/2026	Synergy	803 650 860 Electricity Charges	2,220.19	
DE-8700	1/10/2026	Synergy	285 816 690 Electricity Charges	2,733.32	
DE-9029	1/10/2026	Bendigo Bank	Bendigo Bank Fees	62.50	
DE-8923	2/10/2026	Department of Transport	Licensing	16,317.40	
DE-8927	5/10/2026	Department of Transport	Licensing	2,869.55	
DE-8928	5/10/2026	Bendigo Bank	Bendigo Bank Fees	464.01	
DE-8929	5/10/2026	Bendigo Bank	Bendigo Bank Fees	2,632.54	
DE-8930	5/10/2026	Bendigo Bank	Bendigo Bank Fees	11.94	
DE-8931	5/10/2026	Bendigo Bank	Bendigo Bank Fees	1,134.46	
DE-8932	5/10/2026	Bendigo Bank	Bendigo Bank Fees	4,940.49	
DE-8933	5/10/2026	Bendigo Bank	Bendigo Bank Fees	403.59	
DE-8934	5/10/2026	Bendigo Bank	Bendigo Bank Fees	64.00	
DE-8926	6/10/2026	Telstra	332 1096 000 Telstra Group Plan	1,670.41	
DE-8925	6/10/2026	Telstra	486 9948 600 Telstra Group Plan	240.15	
DE-8936	6/10/2026	Department of Transport	Licensing	4,069.75	
DE-8732	7/10/2026	Synergy	749 590 200 Electricity Charges	150.79	
DE-8724	7/10/2026	Synergy	522 369 150 Electricity Charges	79.40	
DE-8725	7/10/2026	Synergy	285 816 500 Electricity Charges	2,140.31	
DE-8726	7/10/2026	Synergy	270 788 950 Electricity Charges	140.00	
DE-8731	7/10/2026	Synergy	569 943 230 Electricity Charges	765.78	
DE-8937	7/10/2026	Department of Transport	Licensing	4,767.00	
DE-8727	7/10/2026	Synergy	877 915 810 Electricity Charges	317.06	

Payments made under Delegated Authority *2.1 Payment of Creditors* for the period 01/10/2026 - 31/10/2026

Payment Category
L - Local, R - Reimbursement, F - Funded, S - Staff, PF - Partially Funded, C - Councillor

TYPE	DATE PAID	NAME	DETAILS	AMOUNT
DE-8935	8/10/2026	Precision Administration Services Pty Ltd	Payroll deduction for PE: 08/10/2026	38,539.02
DE-8743	8/10/2026	Water Corporation	9007262282 Water Charges	287.84
DE-8734	8/10/2026	Synergy	928 598 050 Electricity Charges	76.07
DE-8763	8/10/2026	Water Corporation	9007260287 Water Charges	112.11
DE-8733	8/10/2026	Synergy	329 288 310 Electricity Charges	1,203.13
DE-8760	8/10/2026	Water Corporation	9007259905 Water Charges	50.98
DE-8735	8/10/2026	Synergy	366 355 310 Electricity Charges	156.22
DE-8737	8/10/2026	Synergy	338 814 320 Electricity Charges	165.34
DE-8759	8/10/2026	Water Corporation	9007259585 Water Charges	59.41
DE-8744	8/10/2026	Water Corporation	9007263314 Water Charges	332.73
DE-8741	8/10/2026	Water Corporation	9007261466 Water Charges	1,685.81
DE-8745	8/10/2026	Water Corporation	9007261730 Water Charges	30.95
DE-8738	8/10/2026	Synergy	832 987 230 Electricity Charges	129.86
DE-8742	8/10/2026	Water Corporation	9007262258 Water Charges	15.48
DE-8952	8/10/2026	Bendigo Bank	Bendigo Bank Fees	7.35
DE-8953	8/10/2026	Bendigo Bank	Bendigo Bank Fees	17.55
DE-8954	8/10/2026	Department of Transport	Licensing	2,503.20
DE-8999	8/10/2026	Water Corporation	9007260033 Water Charges	122.65
DE-8746	9/10/2026	Synergy	892 753 630 Electricity Charges	340.98
DE-8747	9/10/2026	Synergy	387 083 850 Electricity Charges	174.77
DE-8749	9/10/2026	Synergy	107 291 460 Electricity Charges	227.58
DE-8750	9/10/2026	Synergy	613 883 230 Electricity Charges	2,402.75
DE-8751	9/10/2026	Synergy	376 853 180 Electricity Charges	556.37
DE-8748	9/10/2026	Water Corporation	123 649 900 Water Charges	1,251.56
DE-8955	9/10/2026	Department of Transport	Licensing	4,526.65
DE-9030	9/10/2026	Department of Justice	Lodgement Fee	181.00
DE-8894	11/10/2026	QPC Group	Printer Charges	372.12
DE-8991	11/10/2026	Telstra	334 8777 339 Telstra Group Plan	345.55
DE-8754	12/10/2026	Water Corporation	9007260682 Water Charges	9.29
DE-8753	12/10/2026	Water Corporation	9007261132 Water Charges	61.90
DE-8756	12/10/2026	Water Corporation	9007261087 Water Charges	21.67
DE-8775	12/10/2026	Water Corporation	9007265715 Water Charges	135.30
DE-8755	12/10/2026	Water Corporation	9007260711 Water Charges	68.09
DE-8757	12/10/2026	Water Corporation	9007261175 Water Charges	6.19
DE-8960	12/10/2026	Department of Transport	Licensing	11,150.10
DE-8962	13/10/2026	Department of Transport	Licensing	19,081.70
DE-8761	13/10/2026	Water Corporation	9007261386 Water Charges	194.99
DE-8764	13/10/2026	Water Corporation	9013060505 Water Charges	288.83
DE-8768	14/10/2026	Synergy	211 396 890 Electricity Charges	514.56
DE-8770	14/10/2026	Synergy	120 900 800 Electricity Charges	293.14
DE-8938	14/10/2026	Credit Card - Mechanic/Depot Controller	Credit Card Purchases	2,462.35
DE-8769	14/10/2026	Synergy	182 037 150 Electricity Charges	557.50
DE-8767	14/10/2026	Synergy	226 673 150 Electricity Charges	194.57
DE-8771	14/10/2026	Synergy	788 472 510 Electricity Charges	246.41
DE-8881	14/10/2026	Viva Energy Australia Pty Ltd	Shell Card Purchases	549.99
DE-8939	14/10/2026	Credit Card - EMO	Credit Card Purchases	2,353.37
DE-8963	14/10/2026	Credit Card - EMRDS	Credit Card Purchases	9.03
DE-8974	14/10/2026	Bendigo Bank	Bendigo Bank Fees	6.90
DE-8940	14/10/2026	Credit Card - CESM	Credit Card Purchases	4.00
DE-8975	14/10/2026	Department of Transport	Licensing	4,623.30
DE-8989	14/10/2026	Credit Card - GG Aquatic Centre Manager	Credit Card Purchases	128.55
DE-8990	14/10/2026	Credit Card - CEO	Credit Card Purchases	3,152.17
DE-9028	14/10/2026	Credit Card - EMCCS	Credit Card Purchases	500.67
DE-8777	15/10/2026	Water Corporation	9007265854 Water Charges	230.60
DE-8895	15/10/2026	Telair Pty Ltd	Internet Charges	1,399.80
DE-8774	15/10/2026	Water Corporation	9007265707 Water Charges	346.72
DE-8877	15/10/2026	Telair Pty Ltd (Mobile Phones)	Mobile Phones Charges	823.99
DE-8776	15/10/2026	Water Corporation	9007265723 Water Charges	136.18
DE-8773	15/10/2026	Synergy	135 163 910 Electricity Charges	342.24
DE-8992	15/10/2026	Department of Transport	Licensing	2,194.50
DE-9004	15/10/2026	Bendigo Bank	Bendigo Bank Fees	111.06
DE-8779	16/10/2026	Synergy	322 473 230 Electricity Charges	869.06
DE-8781	16/10/2026	Synergy	937 316 820 Electricity Charges	603.22
DE-8995	16/10/2026	Department of Transport	Licensing	2,100.95
DE-8780	16/10/2026	Synergy	801 430 010 Electricity Charges	94.71
DE-8996	16/10/2026	Western Australian Treasury Corporation (WATC)	Repayment	14,004.63
DE-8778	16/10/2026	Synergy	235 925 790 Electricity Charges	85.55

Payments made under Delegated Authority *2.1 Payment of Creditors* for the period 01/10/2026 - 31/10/2026

Payment Category
L - Local, R - Reimbursement, F - Funded, S - Staff, PF - Partially Funded, C - Councillor

TYPE	DATE PAID	NAME	DETAILS	AMOUNT
DE-8993	16/10/2026	QPC Group	Toner Freight	33.00
DE-8898	19/10/2026	Synergy	319 788 270 Electricity Charges	181.96
DE-8899	19/10/2026	Synergy	285 816 880 Electricity Charges	1,384.60
DE-8897	19/10/2026	Business Service Brokers T/A TeleChoice	Mobile Phone Charges	46.00
DE-9001	19/10/2026	Department of Transport	Licensing	526.00
DE-8924	20/10/2026	Windcave Pty Ltd	Transaction Fees	1,982.61
DE-9003	20/10/2026	Department of Transport	Licensing	751.25
DE-8900	21/10/2026	Water Corporation	9010083728 Water Charges	21.67
DE-8901	21/10/2026	Water Corporation	9007292887 Water Charges	27.86
DE-8903	21/10/2026	Water Corporation	9007293839 Water Charges	43.33
DE-8904	21/10/2026	Water Corporation	9023157829 Water Charges	65.00
DE-8905	21/10/2026	Water Corporation	9007309730 Water Charges	157.85
DE-8907	21/10/2026	Water Corporation	9017163587 Water Charges	267.72
DE-8908	21/10/2026	Water Corporation	9017169276 Water Charges	286.39
DE-8909	21/10/2026	Water Corporation	9017169284 Water Charges	309.58
DE-8910	21/10/2026	Water Corporation	9017169292 Water Charges	290.61
DE-8902	21/10/2026	Water Corporation	9007293820 Water Charges	343.55
DE-8912	21/10/2026	Water Corporation	9017169313 Water Charges	290.61
DE-8911	21/10/2026	Water Corporation	9017169305 Water Charges	288.50
DE-8913	21/10/2026	Water Corporation	9017169321 Water Charges	286.40
DE-8916	21/10/2026	Water Corporation	9010678684 Water Charges	294.83
DE-8917	21/10/2026	Water Corporation	9010678692 Water Charges	289.56
DE-8918	21/10/2026	Water Corporation	9010678705 Water Charges	292.72
DE-8919	21/10/2026	Water Corporation	9010678713 Water Charges	313.80
DE-8920	21/10/2026	Water Corporation	9010678721 Water Charges	291.66
DE-8921	21/10/2026	Water Corporation	9010957085 Water Charges	50.98
DE-9005	21/10/2026	Department of Transport	Licensing	1,993.80
DE-9006	21/10/2026	Bendigo Bank	Bendigo Bank Fees	8.85
DE-9007	22/10/2026	Department of Transport	Licensing	1,916.10
DE-9002	22/10/2026	Precision Administration Services Pty Ltd	Payroll deduction for PE: 22/10/2026	38,418.91
DE-8896	22/10/2026	Vocus Communications	GESC Internet	808.50
DE-9012	22/10/2026	Bendigo Bank	Bendigo Bank Fees	17.40
DE-9011	23/10/2026	Department of Transport	Licensing	3,769.50
DE-9024	23/10/2026	Water Corporation	9007318709 Water Charges	416.00
DE-8882	24/10/2026	Australia Post	30.09.2026 Postage Modem & Postage	1,399.06
DE-8914	26/10/2026	Water Corporation	9007284131 Water Charges	482.68
DE-8906	26/10/2026	Water Corporation	9014617782 Water Charges	18.49
DE-8915	26/10/2026	Water Corporation	9007286508 Water Charges	440.27
DE-9013	26/10/2026	Department of Transport	Licensing	2,463.10
DE-8943	27/10/2026	Water Corporation	9007285863 Water Charges	74.28
DE-8941	27/10/2026	Synergy	948 161 960 Electricity Charges	12,245.79
DE-8944	27/10/2026	Water Corporation	9007282427 Water Charges	704.80
DE-9014	27/10/2026	Department of Transport	Licensing	2,969.25
DE-9020	28/10/2026	Department of Transport	Licensing	2,195.00
DE-9021	28/10/2026	Bendigo Bank	Bendigo Bank Fees	9.45
DE-8942	28/10/2026	Synergy	301 688 750 Electricity Charges	150.44
DE-8948	29/10/2026	Water Corporation	9007284684 Water Charges	345.25
DE-8945	29/10/2026	Water Corporation	9007314193 Water Charges	1,408.23
DE-8947	29/10/2026	Water Corporation	9007284561 Water Charges	250.70
DE-8946	29/10/2026	Water Corporation	9007281694 Water Charges	1,699.16
DE-8949	29/10/2026	Water Corporation	9013899933 Water Charges	55.71
DE-9022	29/10/2026	Department of Transport	Licensing	7,215.50
DE-8964	30/10/2026	Synergy	669 547 310 Electricity Charges	128.78
DE-8950	30/10/2026	Water Corporation	9007319832 Water Charges	52.62
DE-8951	30/10/2026	Water Corporation	9013198141 Water Charges	284.74
DE-9026	30/10/2026	Department of Transport	Licensing	4,515.90
DE-9027	30/10/2026	Finrent Pty Ltd	Rental of Printer	167.32
DE-8922	31/10/2026	LJ Hughes	Allocation of Lease	688.25
DE-8998	31/10/2026	HP Financial Services (Australia) Pty Ltd	Allocation of Lease	748.57
DIRECT DEBIT TOTAL				**282,713.13**
TOTAL MUNICIPAL				**2,114,812.43**

CREDIT CARD BREAK-UP

SEPTEMBER				
CEO	4/09/2026	Terrace Hotel Perth	Convention Accommodation	477.90

Payments made under Delegated Authority *2.1 Payment of Creditors* for the period 01/10/2026 - 31/10/2026

Payment Category
L - Local, R - Reimbursement, F - Funded, S - Staff, PF - Partially Funded, C - Councillor

TYPE	DATE PAID	NAME	DETAILS	AMOUNT
	5/09/2026	Vodien 24/7 Cloud Hosting	Subscription	118.80
	7/09/2026	Moore River Café	Refreshments	27.00
	11/09/2026	Department of Transport	Annual Jetty License	49.10
	15/09/2026	Broadwater Resort Como	Conference Accommodation	274.00
	16/09/2026	Spot	Ranger's Camera	1,038.65
	16/09/2026	Spot	Transaction Fee	31.16
	17/09/2026	Liberty Café and Bar	Refreshments	12.00
	18/09/2026	Convention Centre City of Perth	Parking	27.26
	18/09/2026	Terrace Road Car Park City of Perth	Parking	5.05
	20/09/2026	Nest and Rest York	Forum Accommodation	136.00
	20/09/2026	Convention Centre City of Perth	Parking	27.26
	22/09/2026	St John Ambulance	Equipment	279.00
	23/09/2026	Anaconda	Equipment	644.99
	30/09/2026	Bendigo Bank	Bank Fee	4.00
				3,152.17
EMRDS	11/09/2026	IGA Gingin	Stationary	4.99
	11/09/2026	IGA Gingin	Card Surcharge	0.04
	30/09/2026	Bendigo Bank	Bank Fee	4.00
				9.03
EMCS	1/09/2026	Mailchimp	Subscription	105.36
	1/09/2026	Mailchimp	Transaction Fee	3.16
	2/09/2026	Fuel Station	2GG Diesel	143.87
	5/09/2026	Fuel Station	2GG Diesel	107.53
	14/09/2026	Fuel Station	2GG Diesel	140.75
	30/09/2026	Bendigo Bank	Bank Fee	4.00
				504.67
CESM	30/09/2026	Bendigo Bank	Bank Fee	4.00
				4.00
EMOA	8/09/2026	Crown Metropol	Waste Conference	1,089.33
	11/09/2026	Crown Metropol	Waste Conference	1,235.04
	24/09/2026	Main Roads	Vehicle Permit	25.00
	30/09/2026	Bendigo Bank	Bank Fee	4.00
				2,353.37
MECHANIC	1/09/2026	Obrien Glass	Windscreen Replacement	1,457.36
	2/09/2026	Jaycar	Thermometer	64.95
	2/09/2026	AMX	PPE	149.00
	3/09/2026	Shire of Gingin	Plate Remake	52.10
	17/09/2026	Gingin Butcher	Catering	50.19
	17/09/2026	Gingin Gull	Catering	32.50
	17/09/2026	Martins Trailer Parts	Jockey Wheel	419.47
	23/09/2026	L&T Venables	Bolts and Washers	82.93
	23/09/2026	AMX	Hour Meters Trailers	149.85
	30/09/2026	Bendigo Bank	Bank Fee	4.00
				2,462.35
AQUATIC	13/09/2026	Leisure Institute of WA	LIWA Membership	124.55
	30/09/2026	Bendigo Bank	Bank Fee	4.00
				128.55
	Total			**8,614.14**
CALTEX CARD BREAKUP				
SEPTEMBER		WEX Australia Pty Ltd	2GG: 102.38L	272.03
			GG073: 226.22L	620.42
			GG033: 158.75L	427.78
			GG070: 112.21L	323.17
			0GG: 136.50L	402.69
			GG082: 126.71L	316.65
			PPITEM: 10.43L	26.96
			GG05: 51.32L	143.64
			GG084: 302.58L	759.98

Payments made under Delegated Authority *2.1 Payment of Creditors* for the period 01/10/2026 - 31/10/2026

Payment Category
L - Local, R - Reimbursement, F - Funded, S - Staff, PF - Partially Funded, C - Councillor

TYPE	DATE PAID	NAME	DETAILS	AMOUNT
			Transaction Fee	1.50
	Total			**3,294.82**
SHELL CARD BREAKUP				
		Viva Energy Australia Pty Ltd	GG072: 52.89L	146.48
			GG01: 70.32L	194.72
			GG083: 80.87L	201.29
			Transaction Fee	7.50
	Total			**549.99**

13 REPORTS - REGULATORY AND DEVELOPMENT SERVICES

13.1 ROAD NAMING - LANCELIN SOUTH DEVELOPMENT STAGES 5 - 8

Cr Hyne left the meeting at 4:13 pm.

File	LND/137
Applicant	VIMG WA Pty Ltd
Location	Lot 9001 Lancelin Road, Lancelin (Lancelin South Development)
Owner	VIMG WA Pty Ltd
Zoning	Future Development
Author	Stephy Ma - Planning Officer
Reporting Officer	James Bayliss - Temporary Chief Executive Officer
Refer	Nil
Appendices	1. Location Plan and Aerial Plan [**13.1.1** - 2 pages] 2. List of Names Table [**13.1.2** - 1 page] 3. Road Name Locations Plan [**13.1.3** - 1 page]

DISCLOSURES OF INTEREST

Cr Hyne disclosed a financial interest in relation to Item 13.1 as his business has a contractual arrangement with the developer of Lancelin South.

PURPOSE

For Council to consider road names for Stages 5 to 8 of the 'Lancelin South' development, subdivision of Lot 9001 Lancelin Road, Lancelin.

BACKGROUND

Site Background

The subject road naming is sought for the subdivisions which have been approved by the Western Australian Planning Commission (WAPC). Stages 5 and 6 were approved on 30 April 2025, and Stages 7 and 8 were approved on 21 August 2026.

A location plan and aerial photo are provided (**see appendices**).

Road naming is subject to approval by the Minister for Lands following assessment by the Geographic Names Committee (GNC). The GNC and Landgate have been delegated the responsibility to administer and approve geographic names across the State of WA.

Road naming requests for the previous stages were considered and resolved by Council at its meetings on 6 December 2011 (Stage 1), 21 May 2024 (Stage 2) and 16 June 2026 (Stage 3 and 4).

Proposal

The current proposal is for 40 new road names. Three names reflect the theme of industrial effort, which are 'Prosperity Drive', 'Apex Road' and 'Fortitude Road' for the service commercial/light industry lots. The remaining names reflect the theme of 'birds of Australia', which are consistent with the theme, formerly approved by Council 2011 and 2024.

The proposed road names are provided under 'List of Names Table' and 'Road Name Locations Plan' (**see appendices**).

Officer Comment

The applicant has advised that all proposed names have been validated through the Landgate geographic names checker and found to be eligible for approval. Council is required to make a decision on the names as provided, before they can be presented to Landgate for adoption. However, Council is not compelled to approve the names as proposed by the applicant.

Administration have some concerns about how some of the road name suffixes have been applied and whether they will meet GNC guidelines. It is recommended that Council support the names as proposed but defer to administration to amend the suffixes with agreement from the applicant, prior to lodging with Landgate.

PLANNING FRAMEWORK

The naming of roads is a secondary but important process of subdivision development. Once subdivision is near to being completed, names and street numbers are required to be applied according to standards set by Landgate and the advisory body, Geographic Names Committee.

RISK IMPLICATIONS

The applicant has provided the list of road names to maintain momentum on a marketing program established for the next stages of the development area. There is a minor risk that if a decision on the names is not made, it can delay marketing aligning with construction phases. Stage 5 is proposed to be near to completion by the end of March 2027.

STATUTORY/LOCAL LAW IMPLICATIONS

Planning and Development Act 2005
Land Administration Act 1997
Land Information Authority Regulations 2007

POLICY IMPLICATIONS

Landgate: 'Policies and Standards for Geographical Naming in Western Australia'.

BUDGET IMPLICATIONS

Nil

STRATEGIC IMPLICATIONS

Shire of Gingin Strategic Community Plan 2026-2036

Aspiration	5. A Connected, Mobile and Active Community
Strategic Objective	5.3 Ensure our Transport Routes are Well-maintained and Safe

VOTING REQUIREMENTS - SIMPLE MAJORITY

COUNCIL RESOLUTION/OFFICER RECOMMENDATION

MOVED: Councillor Vis SECONDED: Councillor Peczka

That Council support the proposed road names for the Lancelin-South development, as proposed by VIMG Pty Ltd, subject to the following:

1. **The suffixes to road names be reviewed by administration together with the applicant, prior to forwarding to Landgate; and**

2. **Lodge a new road naming application with Landgate, after the road name suffixes are reviewed.**

CARRIED UNANIMOUSLY
6 / 0

FOR: *Councillor Balcombe, Councillor Kestel, Councillor Peczka, Councillor Vis, Councillor Wilkie and Councillor Woods*

AGAINST: *Nil*

Cr Hyne returned to meeting at 4:15 pm. The Presiding Member advised Cr Hyne of Council's decision.

Location Plan of Lancelin-South Development

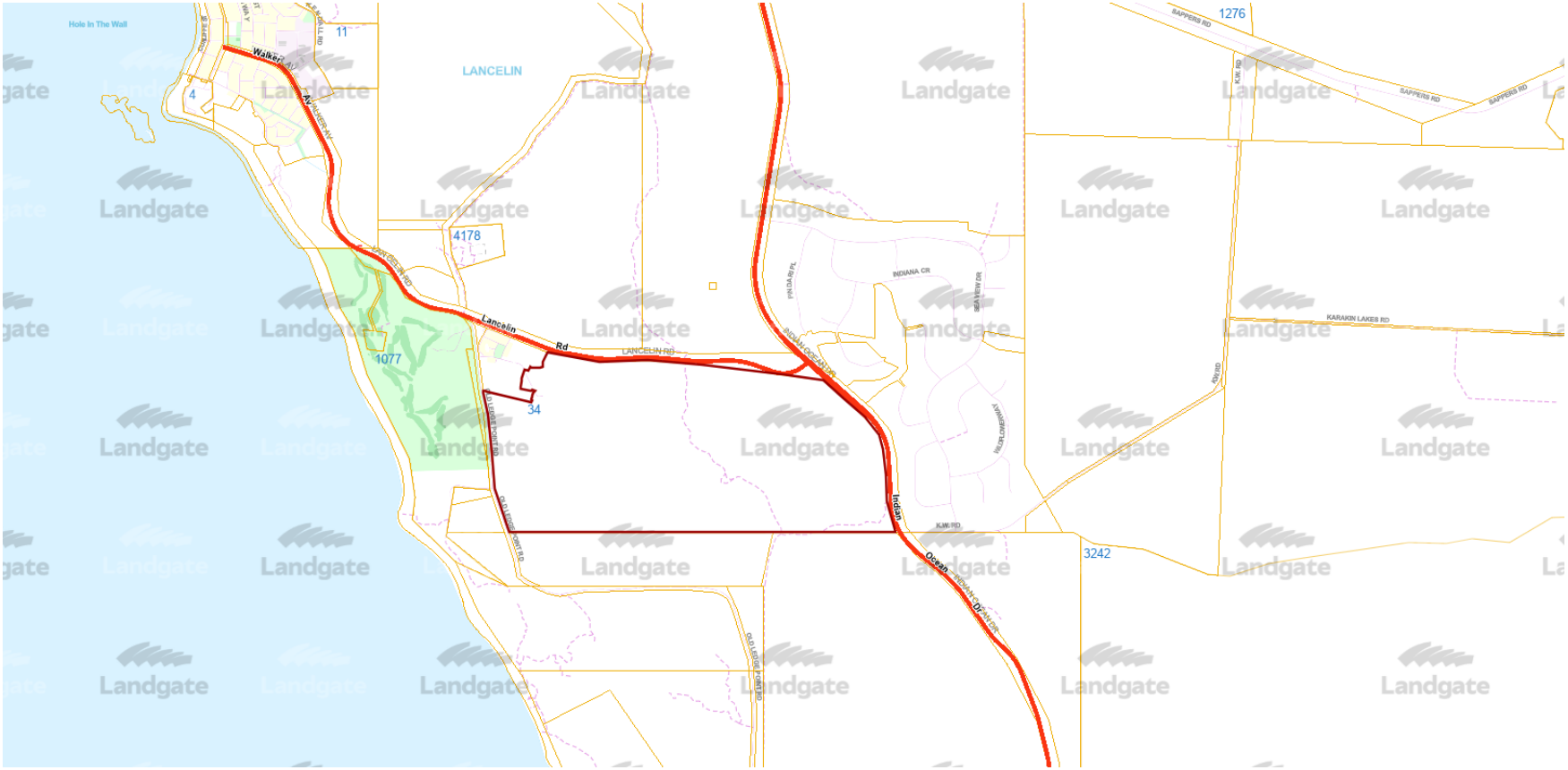

Source: Landgate Map Viewer (24 January 2026), retrieved 9 November, 2026

Aerial Photo of Lancelin-South Development



Source: Google Earth (19 February 2026), retrieved 9 November, 2026

Proposed Road Names - Lancelen South Project

WAPC reference		Theme	Proposed Name	Road Meaning
201423		Industrial effort	Prosperity Drive	The state of being successful, thriving, and usually having plenty of money or material wealth.
			Apex Road	The highest point, tip, or top of something
			Fortitude Road	Mental and emotional strength that lets a person face pain, danger, or hard times with courage
201298	**Stage 5-6**	Birds of Australia		
			Avocet Walk	The four species of **avocets** /ˈ ævəsɛt/ are a genus, ***Recurvirostra*** , of waders in the same avian family as the stilts. The genus name comes from Latin *recurvus* , 'curved backwards' and *rostrum* , 'bill'.[]
			Bluewren Way	(Malurus splendens) is a passerine bird in the Australasian wren family, Maluridae. It is also known simply as the splendid wren or more colloquially in Western Australia as the blue wren.
			Butcherbird Loop	Cracticinae subfamily of the Artamidae family - They get their name from their tendency of impaling prey on branches or in branch forks and tearing it apart, resembling the way butchers prepare meat.[2]
			Cockatoo Rest	is any of the 22 species of parrots belonging to the family **Cacatuidae**, the only family in the superfamily **Cacatuoidea**, native to Australasia.
			Crestedpigeon Way	(***Ocyphaps lophotes***) is a bird found widely throughout mainland Australia
			Emu Walk	***Dromaius novaehollandiae***) is a species of flightless bird endemic to Australia, where it is the tallest native bird.
			Finch Meander	The **true finches** are small to medium-sized passerine birds in the family **Fringillidae**. Finches generally have stout conical bills adapted for eating seeds and nuts and often have colourful plumage.
			Galah Pass	***Eolophus roseicapilla***), less commonly known as the **pink and grey cockatoo**, **galah cockatoo**, or **rose-breasted cockatoo**,[2] is an Australian species of cockatoo and the only member of the genus ***Eolophus*** .
			Koel Grove	The true **koels**, ***Eudynamys*** , are a genus of cuckoos from Asia, Australia and the Pacific. They are large sexually dimorphic cuckoos that eat fruits and insects and have loud distinctive calls. They are brood parasites, laying their eggs in the nests of other species.
			Lorikeet Way	(***Trichoglossus moluccanus***) is a species of parrot found in Australia. Part of the Psittaculidae familly of birds
			Magpie Road	(*Gymnorhina tibicen*) – Famous for its rich, warbling song and black-and-white feathers.
			Pelican Drive	(*Pelecanus conspicillatus*) – A huge waterbird with a massive pinkish bill and pouch.
			Raven Pass	(*Corvus coronoides*) – A large all-black bird with a distinctive, lingering wailing call
			Turtledove Trail	Various bird species, especially of the genus *Streptopelia* in the family Columbidae (doves and pigeons)
202157		Birds of Australia		
			Bitten Crescent	***Botaurus poiciloptilus*** *- lives in freshwater wetlands in dense beds of reeds and rushes, where their secretive nature makes them difficult to see. When disturbed, Australasian Bitterns disappear slowly into cover or blend into the surrounding reeds by keeping perfectly still with their neck and bill pointing skywards.*
			Bristlebird Crescent	The **bristlebirds** are a family of passerine birds, **Dasyornithidae**. There are three species in one genus, ***Dasyornis*** . The family is endemic to the south-east coastal regions and south-west corner of Australia,
			Cormorant Way	lives in freshwater wetlands in dense beds of reeds and rushes, where their secretive nature makes them difficult to see. When disturbed, Australasian Bitterns disappear slowly into cover or blend into the surrounding reeds by keeping perfectly still with their neck and bill pointing skywards.
			Curlew Way	The **curlews** are a group of eight species of birds in the genus ***Numenius*** , characterised by their long, slender, downcurved bills and mottled brown plumage.
			Currawong Parade	are three species of medium-sized passerine birds belonging to the genus ***Strepera*** in the family Artamidae native to Australia
			Grebe Rest	Grebes are waterbirds associated with coastal lagoons, wetlands and estuarine environments throughout WA.
			Honeyeater Way	The **honeyeaters** are a large and diverse family, **Meliphagidae**, of small to medium-sized birds. The family includes the Australian chats, myzomelas, friarbirds, wattlebirds, miners and melidectes.
			Ibis Pass	are a group of long-legged wading birds in the family Threskiornithidae that inhabit wetlands, forests and plains.
			Kestral Chase	The term **kestrel** (from French: *crécerelle* , derivative from *crécelle* , i.e. ratchet) is the common name given to several species of predatory birds from the falcon genus
			Lapwing Retreat	**Lapwings** (subfamily Vanellinae) are any of various ground-nesting birds (family Charadriidae) akin to plovers and dotterels.
			Lorikeet Way	(***Trichoglossus moluccanus***) is a species of parrot found in Australia. Part of the Psittaculidae familly of birds
			Mallard Turn	The **mallard** (/ˈmæl.ɑːrd, ˈmæl.ərd/) or **wild duck** (***Anas platyrhynchos***) is a dabbling duck that breeds throughout the temperate and subtropical Americas, Eurasia, and North Africa. It has been introduced to New Zealand, Australia,
			Minerbird Way	belong to the genus *Manorina* within the honeyeater family (Meliphagidae),
			Needletail Way	The **white-throated needletail** (***Hirundapus caudacutus***), also known as the **needle-tailed swift** or **spine-tailed swift**, is a large swift in the genus *Hirundapus* .
			Owl Pass	Owls are birds from the order Strigiformes. which includes over 200 species of mostly solitary and nocturnal birds of prey typified by an upright stance, a large, broad head, binocular vision, binaural hearing, sharp talons, and feathers adapted for silent flight.
			Pelican Drive	(*Pelecanus conspicillatus*) – A huge waterbird with a massive pinkish bill and pouch.
			Pratincole Meander	The **pratincoles** are a genus of birds, ***Glareola*** , that comprise the subfamily **Glareolinae**, which together with the coursers make up the family Glareolidae. They have short legs, very long pointed wings, and in several, long forked tails.
			Tern Pass	seabirds in the subfamily **Sterninae** of the wider gull and tern family Laridae. They have a worldwide distribution and are normally found near the sea, rivers, or wetlands.
			Turnstone Road	lives in freshwater wetlands in dense beds of reeds and rushes, where their secretive nature makes them difficult to see. When disturbed, Australasian Bitterns disappear slowly into cover or blend into the surrounding reeds by keeping perfectly still with their neck and bill pointing skywards.
			Turtledove Trail	Various bird species, especially of the genus *Streptopelia* in the family Columbidae (doves and pigeons)
			Dotterel Grove	lives in freshwater wetlands in dense beds of reeds and rushes, where their secretive nature makes them difficult to see. When disturbed, Australasian Bitterns disappear slowly into cover or blend into the surrounding reeds by keeping perfectly still with their neck and bill pointing skywards.
			Frigatebird Way	lives in freshwater wetlands in dense beds of reeds and rushes, where their secretive nature makes them difficult to see. When disturbed, Australasian Bitterns disappear slowly into cover or blend into the surrounding reeds by keeping perfectly still with their neck and bill pointing skywards.
			Gannet Way	**Gannets** are seabirds comprising the genus ***Morus*** in the family Sulidae, closely related to boobies.



CLE Town Planning + Design

CONSOLIDATED SUBDIVISION | ROAD NAMES
Lancelin

0 50 100 150 200 250m
plan no: 3818-78A-01
date: 9 November 2026
scale: 1:5,000 @A3, 1:2,500 @A1

13.2 APPLICATION FOR DEVELOPMENT APPROVAL - PROPOSED HOLIDAY HOUSE ON LOT 1 (30A) MORTIMER ROAD, GUILDERTON

File	BLD/6625
Applicant	Andrew William Heathcote
Location	Strata Lot 1 (No. 30A) Mortimer Road, Guilderton
Owner	Andrew William Heathcote
Zoning	Residential R12.5/20
Author	Stephy Ma - Planning Officer
Reporting Officer	James Bayliss - Temporary Chief Executive Officer
Refer	Nil
Appendices	1. Location Plan [**13.2.1** - 1 page] 2. Floor Plan [**13.2.2** - 3 pages] 3. Parking Plan [**13.2.3** - 1 page] 4. Fire Emergency Evacuation Plan [**13.2.4** - 1 page] 5. Operational and Guest Management [**13.2.5** - 2 pages] 6. Code of Conduct [**13.2.6** - 1 page] 7. Schedule of Submissions [**13.2.7** - 1 page]

DISCLOSURES OF INTEREST

Nil

PURPOSE

For Council to consider a development application for a 'Holiday House' on Lot 1 on Strata Plan 25830 (No. 30A) Mortimer Road, Guilderton (subject property).

BACKGROUND

The subject property is located within the Guilderton Townsite, at the corner of Mortimer Road and Fraser Street (**see appendices**). The subject property is within an existing two-storey 'grouped dwelling' comprising two bedrooms.

Proposal

The application proposes a "Holiday House" use with the following detail:

- Accommodation for a maximum of six (6) guests per stay in the unit;
- Contactless self-check-in via secure lock box;
- A strict no-party policy and quiet hours between 10pm to 9am under its code of conduct;
- Two (2) car parking bays are provided on-site for guests of the service; and
- The unit to be cleaned by a professional service, after each stay.

As part of the application, an Operational Management Plan, Code of Conduct and Fire Emergency Plan were submitted (**see appendices**).

COMMENT

Stakeholder Consultation

The proposal was advertised for public comment from Friday 2 October 2026 until Friday 16 October 2026, in accordance with the Deemed Provisions for local planning schemes.

Documents were posted or emailed to the nearby residents/landowners that may have potential impacts.

Two (2) submissions were received from the neighbouring owners, one objecting to the proposal, and the other one advised that they had no further comments. A full schedule of submissions and officer comments is provided (see **appendices**).

PLANNING FRAMEWORK

Local Planning Scheme No. 9 (LPS 9)

The 'Holiday House' use is listed as 'D' use for the permissibility of use of land under the zoning table. The lot is zoned 'Residential' under the Shire's Local Planning Scheme No. 9 (LPS9).

The objectives of 'Residential' zone under LPS9 (Part 3), Clause 3.2.1 are stated as:

"a) provide for a range of housing types and encourage a high standard of residential development;
b) maintain and enhance the residential character and amenity of the zone;
c) limit non-residential activities to those of which the predominant function is to service the local residential neighbourhood and for self-employment or creative activities, provided such activities have no detrimental effect on the residential amenity; and
d) ensure that the density of development takes cognisance of the availability of reticulated sewerage, the effluent disposal characteristics of the land and other environmental factors."

The land use definitions of 'Holiday House' under LPS9 Schedule 1, Clause 2 are stated as follows:

"means a single house (excluding Ancillary Accommodation) which might also be used from time to time for short stay for no more than six (6) people (but does not include a bed and breakfast, guesthouse, chalet and short stay accommodation unit;"

Officer Comment

The applicant submitted supporting documents, including an 'Operational Management Plan' and 'Code of Conduct' to provide management measures to minimise the impact on the activity on the amenity of the locality. The 'Operational Management Plan' is recommended to be amended with further details integrating the 'Code of Conduct', complaint procedure and responsible actions by the applicant. Conditions have been recommended accordingly.

The subject property has two (2) on-site car parking bay. To minimise the traffic impact on the surrounding residents of the community, it is recommended that a condition be imposed related to the parking arrangement under the 'Code of Conduct'.

To ensure that any potential impacts of the proposed 'holiday house' on the surrounding neighbourhood can be appropriately monitored, it is recommended that a two-year time-limit on approval be imposed. Upon expiry of the approval period, the use may be reassessed against the planning framework at the time, together with any operational impacts identified during the approval period.

Summary

The proposal is recommended for approval. The "holiday house" use is considered to have a low impact on the amenity to adjoining owners and occupiers in the locality due to the applicant applying management and operational plans. The issues outlined in the objection submission have not been substantiated and do not justify a refusal of the application.

RISK IMPLICATIONS

There is an Operational risk associated with this item caused by the landowner/developer not meeting the conditions of the development approval, leading to the development not complying with the planning framework and the development approval.

This risk will be accepted by the Shire's ability to undertake compliance action in accordance with the *Planning and Development Act 2005*.

STATUTORY/LOCAL LAW IMPLICATIONS

Planning and Development Act 2005
Planning and Development (Local Planning Schemes) Regulations 2015
Short-Term Rental Accommodation Act 2024
Local Planning Scheme No. 9

POLICY IMPLICATIONS

Nil

BUDGET IMPLICATIONS

Nil

STRATEGIC IMPLICATIONS

Shire of Gingin Strategic Community Plan 2026-2036

Aspiration	2. Creating Sustainable Economic Growth Opportunities
Strategic Objective	2.3 Area Promotion and Investment Attraction

VOTING REQUIREMENTS - SIMPLE MAJORITY

COUNCIL RESOLUTION/OFFICER RECOMMENDATION

MOVED: Councillor Vis SECONDED: Councillor Peczka

That Council approves the development application for 'Holiday House' use at Lot 1 on Strata Plan 25830 (No. 30A) Mortimer Road, Guilderton, in accordance with clause 68 of the *Planning and Development (Local Planning Schemes) Regulations* 2015 and the Shire's Local Planning Scheme No. 9, subject to the conditions and advice notes below:

Conditions

1. The land use and development shall be undertaken in accordance with the approved plans, including any directions written in red ink by the Shire, unless otherwise conditioned in this Approval.

2. This approval expires on 17 November 2028.

3. This approval is for a change of use from 'Single House' to 'Holiday House' only.

4. The development shall comply with the definition of a 'Holiday House' as stipulated under Local Planning Scheme No. 9 (refer to advice notes).

5. The Holiday House must not cause nuisance or degrade the amenity of the locality in any way, including by reason of the emission of noise, light, smoke or other pollutant, or impact on public safety or otherwise, to the satisfaction of the Shire of Gingin.

6. Prior to commencement of the approved development, the applicant is to lodge a revised Property Management Plan with the Shire of Gingin for approval. The Property Management Plan is to, at a minimum, include the following:

a. Nomination of a manager of the Holiday House and their contact details.

b. Control of noise and other disturbances.

c. Control of anti-social behaviour.

d. A complaints procedure which as a minimum establishes that any complaints from adjacent residents are responded to as soon as reasonable and practicable and within a maximum of 12 hours.

e. A code of conduct for guests, which must be displayed within the Holiday House, and as a minimum incorporates the following:

i. Maximum number of guests permitted to stay in the Holiday House;

ii. Rules for use of outdoor areas to minimize noise and amenity impacts on adjacent properties;

iii. Management of visitors to the site;

iv. Parking controls, including that guests and any visitors must park on site; and

v. The use of amplified music.

7. The approved Property Management Plan is to be displayed in a prominent location within the premises and implemented thereafter.

8. Prior to commencement of the approved development, the contact details for the property manager are to be provided to adjacent landowners and shall remain up to date.

9. Car parking for occupants/guests must be contained wholly within the subject property. Overflow parking on the verge and street is not permitted.

11. A minimum of two (2) car parking bays shall be provided on-site for the occupiers of the premises and shall not be obstructed in any way or used for any other purpose other than car parking.

12. Any alterations or relocation of existing infrastructure within the road reserve shall be carried out and reinstated at the landowner's cost, to the specification and satisfaction of the Shire.

Advice Notes

1. This is a development approval issued under the Shire of Gingin Local Planning Scheme No. 9 only. It is not a building permit or an approval to commence or carry out development under any other law. It is the responsibility of the applicant/ owner to obtain any other necessary approvals and to commence and carry out development in accordance with all other laws.

2. It is the responsibility of the landowner/ developer to ensure that building setbacks correspond with the legal description of the land. This may necessitate re-surveying and re-pegging the site. The Shire of Gingin will take no responsibility for incorrectly located buildings.

3. The development must always comply with the *Environmental Protection (Noise) Regulations 1997*, to the satisfaction of the Shire.

4. The applicant is reminded that the 'Holiday House' is needed to be registered on STRA Register with Department of Energy, Mines, Industry Regulation and Safety, and the registration to be renewed every 12 months, in accordance with *Short-Term Rental Accommodation Act 2024*.

5. If the applicant is aggrieved by this determination, there is a right of review by the State Administrative Tribunal in accordance with the *Planning and Development Act 2005* Part 14. An application must be made within 28 days of the determination.

CARRIED UNANIMOUSLY
7 / 0

FOR: *Councillor Balcombe, Councillor Kestel, Councillor Hyne, Councillor Peczka, Councillor Vis, Councillor Wilkie and Councillor Woods*

AGAINST: *Nil*

Location Plan of 30A Mortimer Road, Guilderton



Source: Landgate Map Viewer (24 January 2026), retrieved 9 November, 2026



N/W VIEW

Mortimer Road

EX-DRIVEWAY AND CROSSOVER

BOUNDARY 20.230 m

BOUNDARY 8.527 m

BOUNDARY 14.086 m

BOUNDARY 27.240 m

BOUNDARY 15.350 m

BOUNDARY 24.394 m

BOUNDARY 32.870 m

BOUNDARY 27.358 m

9499

Existing Setback

7762

Proposed Setback

7260

Lot 131
No. 30
Area: 585.875m²

PROPOSED BALCONY EXTENSION

EXISTING RESIDENCE

EX-HARDSTAND AREA

EX- BALCONY

EXISTING BRICK VENEER RESIDENCE (Diagrammatic Only)

EX-PATIO

EX-PATIO

4579

5301

8222

SITE - Plan

1 : 200

WINTER SUN

SUMMER SUN

N

W

E

S

PREVAILING WIND & RAIN

HOT DRY WINDS

CALCULATIONS:

SITE AREA: 585.875m²

Existing Balcony	14 m²
Existing Down Stairs	16 m²
Existing Upstairs Residence	60 m²
	90 m²
Proposed Balcony Extension	20 m²

PROPOSED COVERAGE AREA: 94m²
OPEN SPACE: (83.95%) 491.845m²

cadd
C.A. DESIGN & DRAFTING
17 Rees Drive
QUINNS ROCKS W.A. 6030
Ph: (08) 9305 8004

DRAWING TITLE:
SITE Plan

Drawn: JA

Scale: 1 : 200 (A3)

Date: 19/08/2015

GENERAL NOTES

1. All Dimensions, Angles and Levels must be checked and verified on site.
2. All Dimensions are in Metric mm (unless otherwise noted).
3. Do NOT scale from drawings. If in doubt, contact this office
4. All Materials and Workmanship to be in accordance with the B.C.A. and relevant Australian Standards.

5(a). Drawings must be read with all other relevant documents, including conditions of approval etc.

5(b). Any discrepancies or conflicting information must be resolved with this office prior to commencing any works.

EARTHWORKS

1. All Vegetation, Rubbish, Topsoil and Contamination Fill shall be removed from site and replaced with clean compacted fill.
2. New fill shall be clean, well graded, yellow sand compacted in layers no greater than 300MM in depth.
3. All sand fill shall be compacted to a minimum of 7 blows per 300mm - for 750MM Depth. Tested using a standard 9kg Perth Sand Penetrometer.

ENGINEER APPROVED:

DATE:

Project Number: 2014059

Tyndall Residence

Lot 161, No. 30
Mortimer Road
GUILDERTON WA 6041

CLIENT APPROVED:

DATE:

© COPYRIGHT

REVISIONS:

A01.204

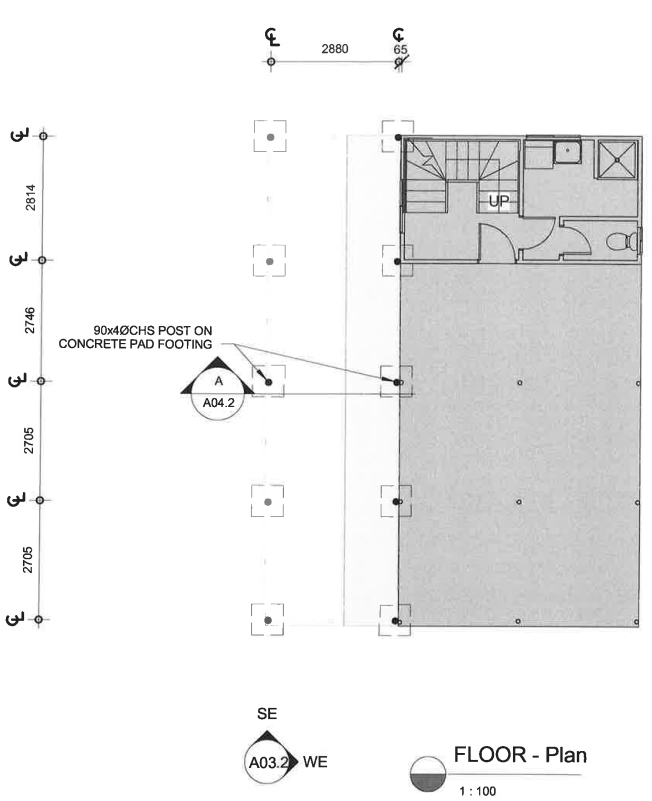

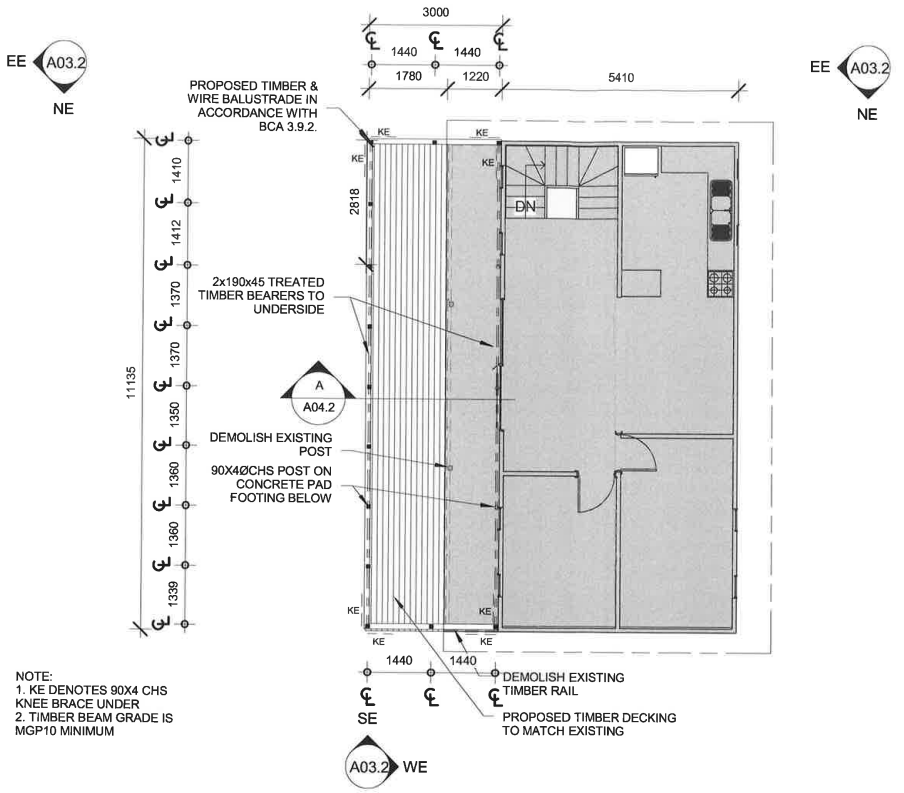

NOTE:
1. KE DENOTES 90X4 CHS KNEE BRACE UNDER
2. TIMBER BEAM GRADE IS MGP10 MINIMUM

ENGINEER APPROVED:
DATE:

C COPYRIGHT

cadd C.A. DESIGN & DRAFTING 17 Rees Drive QUINNS ROCKS W.A. 6030 Ph: (08) 9305 8004	Tyndall Residence **Lot 161, No. 30** **Mortimer Road** **GUILDERTON WA 6041**	SHEET TITLE: FLOOR Plan	Project Number: 2014059 Drawn: JA Scale: 1 : 100 (A3) Date: 19/08/2015	REVISIONS:	CLIENT APPROVED: DATE:	A02.2/04

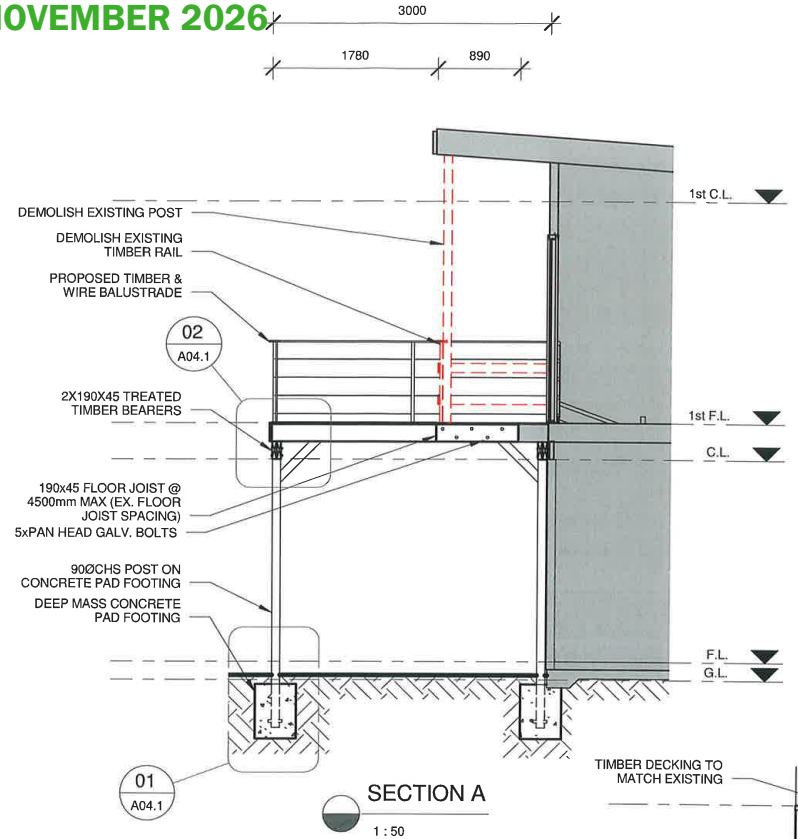

SECTION A

1 : 50

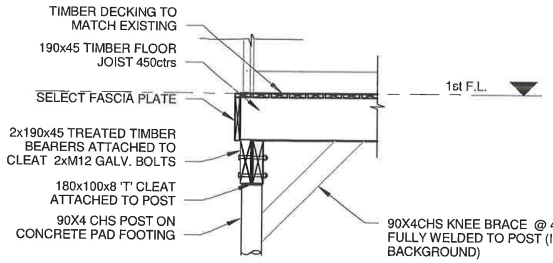

POST CONNECTION - Detail (2)

1 : 20

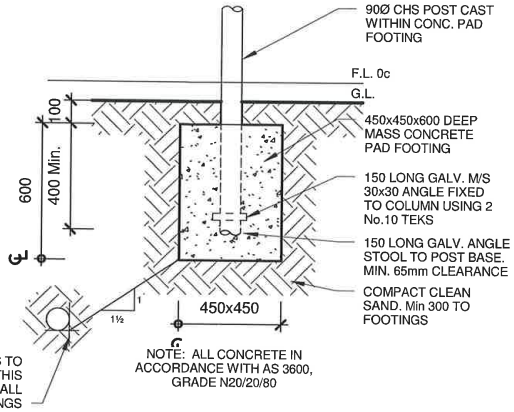

PAD FOOTING - Detail (1)

1 : 20

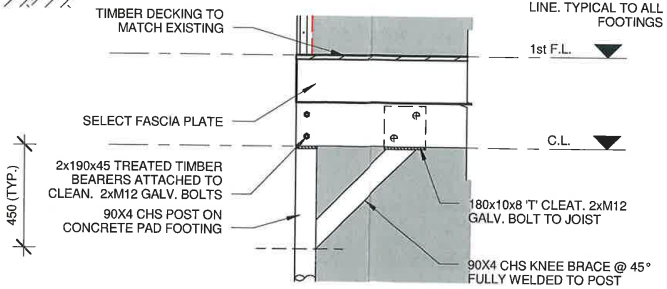

KNEE BRACE CONNECTION - Detail (3)

1 : 20

G A Gaynor MIEAust, CPEng, NPER
Chartered Professional Engineer
Membership No. 3303920
Signed:
Date: 11/09/2015
On behalf of Inter Engineering Pty Ltd

ENGINEER APPROVED:
DATE:

© COPYRIGHT

CLIENT APPROVED:
DATE:

A04.1/04

cadd
C.A. DESIGN & DRAFTING
17 Rees Drive
QUINNS ROCKS W.A. 6030
Ph: (08) 9305 8004

Tyndall Residence

Lot 161, No. 30
Mortimer Road
GUILDERTON WA 6041

SHEET TITLE:
SECTION & DETAILS

Project Number: 2014059
Drawn: JA
Scale: As indicated (A3)
Date: 19/08/2015

REVISIONS:

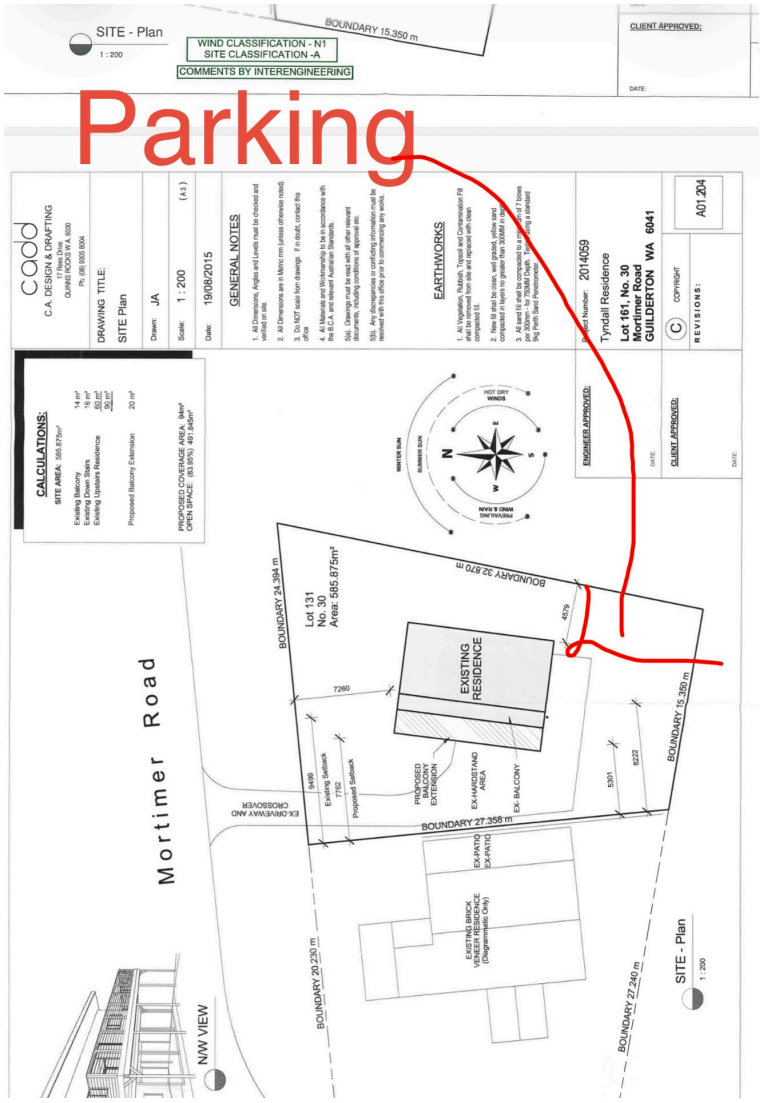
Parking
SITE - Plan
1 : 200
WIND CLASSIFICATION - N1
SITE CLASSIFICATION -A
COMMENTS BY INTERENGINEERING
BOUNDARY 15.350 m
CLIENT APPROVED:
DATE:
CODD
C.A. DESIGN & DRAFTING
17 Reid Drive
QUINNS ROCKS W.A. 6030
Ph. (08) 9305 8004
DRAWING TITLE:
SITE Plan
Drawn: JA
Scale: 1 : 200 (A3)
Date: 19/08/2015
GENERAL NOTES
1. All Dimensions, Angles and Levels must be checked and verified on site.
2. All Dimensions are in Metric mm (unless otherwise noted).
3. Do NOT scale from drawings. If in doubt, contact this office
4. All Materials and Workmanship to be in accordance with the B.C.A. and relevant Australian Standards.
5(a). Drawings must be read with all other relevant consultants working drawings and documentation.
5(b). Any discrepancy or conflict in information must be resolved with this office prior to commencing any works.
EARTHWORKS
1. All Vegetation, Rubbish, Topsoil and Contamination Fill shall be removed from site and replaced with clean compacted fill.
2. New fill shall be clean, well graded, yellow sand compacted in layers no greater than 300MM in depth.
3. All sand fill shall be compacted to a density index of 7 bows (as per AS 3798-1996) Testing to be undertaken by Perth Base Foundations.
Project Number: 2014059
Tyndall Residence
Lot 161, No. 30
Mortimer Road
GUILDERTON WA 6041
A01.204
COPYRIGHT
REVISIONS:
ENGINEER APPROVED:
DATE:
CLIENT APPROVED:
DATE:
CALCULATIONS:
SITE AREA: 585.875m²
Existing Balcony 14 m²
Existing Down Stairs 16 m²
Existing Upstairs Residence 80 m²
94 m²
Proposed Balcony Extension 20 m²
PROPOSED COVERAGE AREA: 94m²
OPEN SPACE: (83.93%) 491.945m²
HOT DRY WINDS
WINTER SUN
SUMMER SUN
PREVAILING WIND & RAIN
BOUNDARY 24.394 m
Lot 131
No. 30
Area: 585.875m²
BOUNDARY 32.870 m
4579
EXISTING RESIDENCE
7260
Mortimer Road
EX-DRIVEWAY AND CROSSOVER
6499
Existing Setback
7762
Proposed Setback
PROPOSED BALCONY EXTENSION
EX-HARDSTAND AREA
EX- BALCONY
5301
8222
BOUNDARY 15.350 m
BOUNDARY 27.356 m
EX-PATIO
EX-PATIO
EXISTING BRICK VENEER RESIDENCE (Diagrammatic Only)
BOUNDARY 20.230 m
BOUNDARY 27.240 m
SITE - Plan
1 : 200
NW VIEW

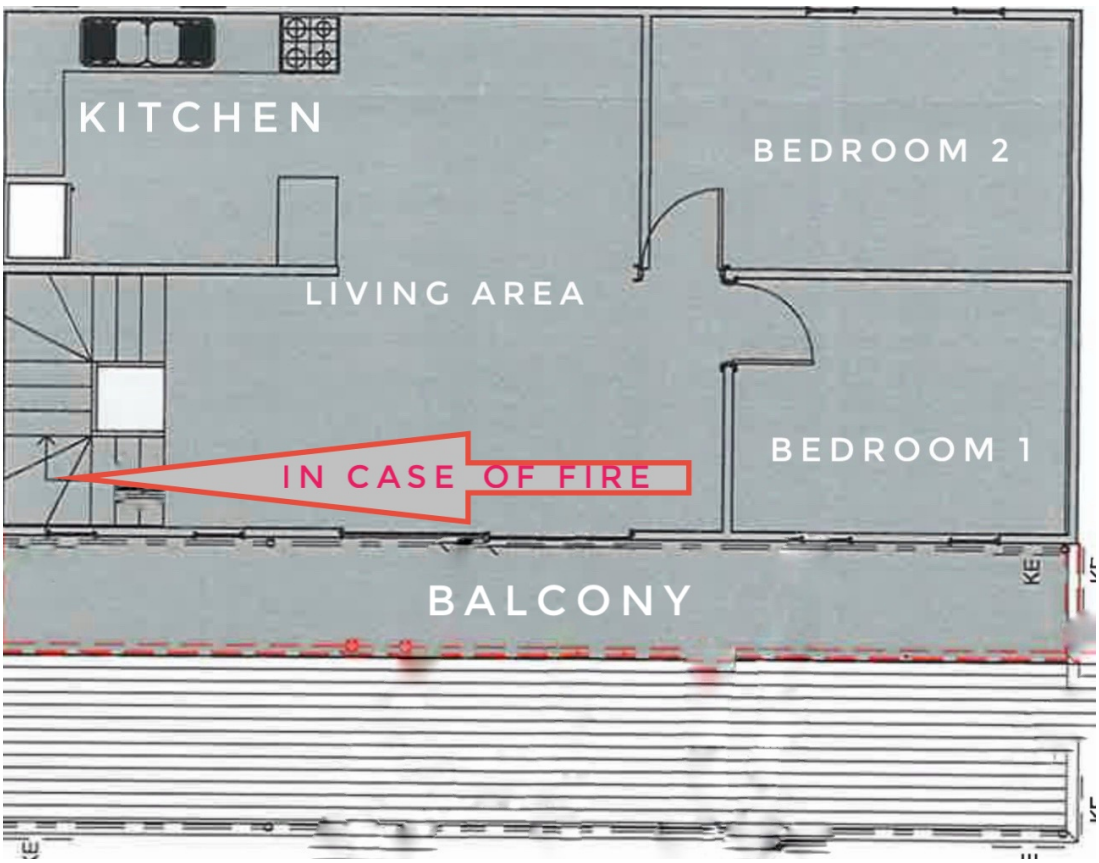

In case of Fire:

Ensure all people are aware of the fire.
Leave the building via the stairs and assemble by the road
Call 000

19 September 2026

Shire of Gingin
mail@gingin.wa.gov.au

Dear Planners,
Proposed Holiday House at 30a Mortimer Road, Guilderton.

Cover Letter
As requested, this is a cover letter responding to your queries regarding my DA for the above property in Guilderton.

I envisage employing 1-2 cleaners to clean the property between guests.
There will be a maximum of 6 guests staying at the property.

Site Plan
A Site Plan is attached to the email to which this letter is attached.
Parking is for two cars.

Operational Management Plan
Guests will check in via secure lockbox to which keys will be returned.
The contracted cleaner will clean after each stay and BEFORE a stay if the property has been vacant for a while.
Guests will be asked to place rubbish in relevant bins and place bins on verge for collection on appropriate day (Tuesday.) There is a magnetic notice on the fridge inside the property detailing this request and the specific bin days.
Emergency contact details (phone and email) are supplied to guests shortly prior to check in. My contact details are known to the shire and are in the heading of this letter.

Guest Management Plan

Fire Evacuation Procedure: A sign (attached with this letter) will be placed prominently in the property clearly detailing the escape procedures: down the stairs and out to the road. An extinguisher, First Aid Kit and Fire Blanket are easily located in the kitchen area of the property.

House Rules: These will be detailed in the online profile of the property, within the property and reiterated in the welcome note/details on accessing property sent prior to Guests' arrival. Broadly, they specify a requirement for respect of the property, its amenities and contents and especially for the neighbourhood in respect of noise and behaviour. A Code of Conduct document is attached separately to the email with this letter.

Sincerely yours,

Andrew Tyndall

Code of Conduct:

By booking this accomodation you are agreeing to the following code of conduct to ensure everyone can enjoy this peaceful town.

General Behaviour & Noise

- **Respect Neighbours:**
  Maintain reasonable noise levels at all times, especially between 10 pm and 9 am, to ensure the peace and comfort of neighbours.
- **No Parties:**
  Parties, events, and loud music are strictly prohibited to prevent disruption to the quiet residential area.
- **No Anti-Social Behaviour:**
  Guests must not act in a violent, threatening, or alarming manner, or engage in any anti-social behavior.
- **Visitor Responsibility:**
  Guests are responsible for ensuring their visitors comply with the code of conduct.

Property Care

- **Treat with Care:**
  Guests must treat the property, furnishings, and any common areas with care and respect.
- **Report Damage:**
  Any accidental damage or issues with the property or its contents should be reported to the host promptly.
- **No Rearranging Furniture:**
  Guests should not move or rearrange furniture.

Property Use

- **No Smoking/Vaping:**
  Smoking and vaping are prohibited inside the property.
- **Waste Disposal:**
  Follow instructions for putting out and collecting rubbish bins on designated days to ensure timely removal.

Departure

- **Secure Property:**
  At the end of the stay, guests must ensure the property is locked, all taps and showers are off, and all windows are closed.
- **Return Keys:**
  Return the keys as instructed, for example, to the designated lock box.
- **Lost/Damaged Keys:**
  Guests are responsible for the cost of replacing any lost or damaged keys.

SCHEDULE OF SUBMISSIONS AND OFFICER RESPONSES

Strata Lot 1 (No. 30A) Mortimer Road, Guilderton – Proposed 'Holiday House' Use

Date Received	Submitter	Comments	Officer Comments
4 Oct 2026	Landowner	There are so many options already available in Guilderton for short term holiday rentals and there urgently needs to be greater consideration by the shire of creating a better balance between short term rentals versus permanent residents, full-time renters, and 2nd homeowners that don't rent out their properties. These short-term holiday rentals create many problems for the community, with large groups often causing parking issues on Mortimer Road (30A is a definite issue because of its location on the hill which is already dangerous), ignorance of speed limits by holiday makers, uncontrolled parties breaching noise regulations, and sometimes disrespectful conduct and disorderly behaviour. I know that if it were compared to our own situation with 33 Mortimer Road looking directly over our property, we would fight tooth and nail to stop a short-term rental application of any type being approved.	Noted: A Code of Conduct was provided by the applicant as part of the application, outlining rules such as 'No Parties', 'No Anti-Social Behaviour' and 'Respect Neighbours', to minimise the potential impacts on the neighbourhood. However, the submitted Operational Management Plan does not provide sufficient details regarding the management procedures, monitoring measures, or processes to ensure compliance with the Code of Conduct. **Recommendation**: Application be approved subject to detailed conditions and time-limited approval period be imposed to monitor, manage to minimise any potential impacts arising from the use of 'holiday house'.
10 Oct 2026	Resident - Landowner	No further comments	N/A

14 REPORTS - OPERATIONS AND ASSETS

Nil

15 MOTIONS OF WHICH PREVIOUS NOTICE HAS BEEN GIVEN

Nil

16 COUNCILLORS' OFFICIAL REPORTS

16.1 Cr Vis

I attended the Mint Renewable's (proposed Nilgen Wind Farm) meet-and-greet at the Ocean Farm Community Hall on Saturday, 31 October 2026.

The session was well attended by residents from Ocean Farm and Sunset Estate, however the very informal "drop-in" format-centred on large poster displays with only a small number of consultants available for questions. This did not land well with many attendees, who were looking for clearer explanations and more structured opportunities to have concerns addressed.

A consistent theme from residents was the scale of the proposal, particularly the indicative height (around 240m) and the number of turbines (35).

Many expressed strong concerns about impacts on visual and auditory imposition on amenities, and were sceptical about what "community benefits" would realistically mean when those impacts cannot be meaningfully compensated.

Residents also raised concerns about potential impacts on native wildlife in surrounding areas, and frustration that the development is perceived as too close, with no direct local power benefit flowing to the immediate surrounding communities.

In response, a number of residents have formed a working group to coordinate their feedback. As Councillors we are already beginning to receive correspondence, and the group is also engaging other politicians and relevant agencies.

Based on discussions at the event, community sentiment appears mixed, roughly one-third supportive, one-third undecided, and one-third opposed.

I just wanted to send a very heartfelt thank you to the Shire team for the review and action on the POS firebreaks and Shire emergency access tracks in Ocean Farm.

This has been an ongoing issue for us over the past few years, so to see the work now being undertaken is honestly such a relief and it could not be better timed as we head into summer and bushfire season.

It is not glamorous work (no one is out there taking selfies with a freshly cleared firebreak), but it is the kind of practical, behind-the-scenes effort that makes a real difference to safety for our community. We are so happy and genuinely grateful.

A huge thank you to everyone involved — your work is noticed, appreciated, and it is helping make Ocean Farm a whole lot safer.

16.2 Cr Peczka

I concur with Councillor Vis on the Ocean Farm Community Association community meeting, on Mint Renewables and proposed wind turbines.

I also acknowledge additional concerns, particularly regarding environmental impacts and visual amenity. It was good to see strong community support.

Rates Incentive Award Prize Night at Guilderton last Thursday was a great night out, and well done to the staff in preparation for it.

16.3 Cr Kestel

I also attended the Rates Incentive Night. The staff organised a brilliant event.

16.4 Cr Woods

I also attended the Rates Incentive Night which was a great night.

I have also been a part of the Gingin District High School, school board as part of their new principal selection panel, which is ongoing.

17 NEW BUSINESS OF AN URGENT NATURE

Nil

18 MATTERS FOR WHICH MEETING IS TO BE CLOSED TO THE PUBLIC

COUNCIL RESOLUTION/OFFICER RECOMMENDATION

MOVED: Councillor Balcombe SECONDED: Councillor Kestel

That Council move into a Confidential Session to discuss Items 18.1, 18.2 and 18.3.

CARRIED UNANIMOUSLY
7 / 0

FOR: *Councillor Balcombe, Councillor Kestel, Councillor Hyne, Councillor Peczka, Councillor Vis, Councillor Wilkie and Councillor Woods*

AGAINST: *Nil*

The meeting was closed to the public at 4:20 pm.

The Manager Development Services left the meeting at 4:21 and did not return.

Cr Balcombe left the meeting and Cr Peczka assumed the Chair at 4:22 pm.

18.1 ALLEGED BREACH 26-20 - CODE OF CONDUCT FOR COUNCIL MEMBERS, COMMITTEE MEMBERS AND CANDIDATES

File	GOV/10-1
Author	Leanne Parola - Acting Executive Manager Corporate and Community Services
Reporting Officer	Leanne Parola - Acting Executive Manager Corporate and Community Services
Refer	Nil
Appendices	1. Complaint - 26-20 [**18.1.1** - 14 pages] 2. Response 26-20 [**18.1.2** - 3 pages] 3. Assessment Report - 26-20 [**18.1.3** - 4 pages] 4. Current Code of Conduct for Council Members Committee Members and Candidates 17 March 2026 [**18.1.4** - 16 pages] 5. Current Policy 1.42 Code of Conduct Behaviour Complaints Management [**18.1.5** - 12 pages]

Reasons for Confidentiality

This report is confidential in accordance with s. 5.23(4)(g) of the *Local Government Act 1995* and r. 4A(b) of the *Local Government (Administration) Regulations 1996* as it relates to a complaint that alleges a behavioural breach under the local government's adopted code of conduct (as defined in section 8A.2(1)) and any information relating to the complaint.

COUNCIL RESOLUTION/OFFICER RECOMMENDATION

MOVED: Councillor Vis SECONDED: Councillor Kestel

That Council resolve that the alleged breach by the Respondent in respect of clause 10(d) of the Shire's Code of Conduct did not occur.

CARRIED
5 / 1

FOR: *Councillor Kestel, Councillor Hyne, Councillor Peczka, Councillor Vis and Councillor Woods*

AGAINST: *Councillor Wilkie*

18.2 ALLEGED BREACH 26-21 - CODE OF CONDUCT FOR COUNCIL MEMBERS, COMMITTEE MEMBERS AND CANDIDATES

File	GOV/10-1
Author	Leanne Parola - Acting Executive Manager Corporate and Community Services
Reporting Officer	Leanne Parola - Acting Executive Manager Corporate and Community Services
Refer	Nil
Appendices	1. Complaint 26-21 [**18.2.1** - 14 pages] 2. Response 26-21 [**18.2.2** - 3 pages] 3. Assessment Report 26-21 [**18.2.3** - 3 pages] 4. Current Code of Conduct for Council Members Committee Members and Candidates [**18.2.4** - 16 pages] 5. Current Council Policy 1.42 Code of Conduct Behaviour Complaints Management [**18.2.5** - 12 pages]

Reasons for Confidentiality

This report is confidential in accordance with s. 5.23(4)(g) of the *Local Government Act 1995* and r. 4A(b) of the *Local Government (Administration) Regulations 1996* as it relates to a complaint that alleges a behavioural breach under the local government's adopted code of conduct (as defined in section 8A.2(1)) and any information relating to the complaint.

COUNCIL RESOLUTION/OFFICER RECOMMENDATION

MOVED: Councillor Hyne SECONDED: Councillor Kestel

That Council resolve that the alleged breach by the Respondent in respect of clause 10(d) of the Shire's Code of Conduct did not occur.

CARRIED
5 / 1

FOR: *Councillor Kestel, Councillor Hyne, Councillor Peczka, Councillor Vis and Councillor Woods*

AGAINST: *Councillor Wilkie*

18.3 BEHAVIOUR TRAINING PLAN - 26/2 AND 26/4

File	GOV/10-1
Author	Leanne Parola - Acting Executive Manager Corporate and Community Services
Reporting Officer	Leanne Parola - Acting Executive Manager Corporate and Community Services
Refer	18 August 2026 - Item 19.11
Appendices	Nil

Reasons for Confidentiality

This report is confidential in accordance with s. 5.23(4)(g) of the *Local Government Act 1995* and r. 4A(b) of the *Local Government (*Administration*) Regulations 1996* as it relates to a complaint that alleges a behavioural breach under the local government's adopted code of conduct (as defined in section 8A.2(1)) and any information relating to the complaint.

OFFICER RECOMMENDATION

MOVED: Councillor Kestel SECONDED: Councillor Vis

That Council:

1. Endorse the Training Plan, as appendiced to the officer's report, prepared to address the breaches by Cr Stewart of cl. 8(1)(a),9(b) and cl. 9(e) of the Code of Conduct for Council Members, Committee Members and Candidates as found by Council at its Ordinary Council Meeting on 21 April 2026.

2. Endorse an extension to the timeframe for completion of the Behaviour Training Plan, requiring Cr Stewart to complete all training requirements within four weeks of the date of this resolution (being no later than 15 December 2026).

PROCEDURAL MOTION

MOVED: Councillor Wilkie SECONDED: Councillor Peczka

That consideration of the matter be deferred to the Ordinary Council Meeting on 16 February 2027.

LOST
2 / 4

FOR: *Councillor Peczka and Councillor Wilkie*
AGAINST: *Councillor Kestel, Councillor Hyne, Councillor Vis and Councillor Woods*

COUNCIL MOTION

MOVED: Councillor Kestel SECONDED: Councillor Vis

That Council:

1. Endorse the Training Plan, as appendiced to the officer's report, prepared to address the breaches by Cr Stewart of cl. 8(1)(a),9(b) and cl. 9(e) of the Code of Conduct for Council Members, Committee Members and Candidates as found by Council at its Ordinary Council Meeting on 21 April 2026; and

2. Endorse an extension to the timeframe for completion of the Behaviour Training Plan, requiring Cr Stewart to complete all training requirements within four weeks of the date of this resolution (being no later than 15 December 2026).

CARRIED
5 / 1

FOR: *Councillor Kestel, Councillor Hyne, Councillor Peczka, Councillor Vis and Councillor Woods*

AGAINST: *Councillor Wilkie*

Cr Balcombe returned to meeting at 4:36 pm. The Presiding Member advised Cr Balcombe of Council's decision.

Cr Balcombe resumed the Chair at 4:36 pm.

COUNCIL RESOLUTION/OFFICER RECOMMENDATION

MOVED: Councillor Balcombe SECONDED: Councillor Woods

That the meeting be re-opened to the public.

CARRIED UNANIMOUSLY
7 / 0

FOR: *Councillor Balcombe, Councillor Kestel, Councillor Hyne, Councillor Peczka, Councillor Vis, Councillor Wilkie and Councillor Woods*

AGAINST: *Nil*

The meeting re-opened to the public at 4:37 pm. Two members of the public returned to the Gallery and were advised of Council's decision.

19 CLOSURE

There being no further business, the President declared the meeting closed at 4:38 pm.

The next Ordinary Council Meeting will be held in Council Chambers at the Shire of Gingin Administration Centre, 7 Brockman Street, Gingin on 15 December 2026, commencing at 3:00 pm.